


RESET EARTH
CLASS
WORKSHEET
EPISODE 2 LESSON 2





THE BIG IDEA


1. The ozone layer has depleted over time through the introduction and use of ozone-depleting substances (ODSs).
2. Reducing ODSs allows the ozone layer to regenerate over time.
3. Access to information and scientific data play a key role in driving environmental change.

I CAN / I WILL / OUTCOME STATEMENT

- > I can describe ozone layer formation, and its role in protecting humans.
- > I understand the key substances leading to ozone layer depletion.
- > I can communicate/demonstrate these effects to others.


HOW THE OZONE LAYER PROTECTS US

Draw your interpretation of Earth, the ozone layer, and how the sun's ultraviolet rays penetrate to Earth.



Using a red pencil, show us how ozone-depleting substances (ODSs) would change your drawing in the picture above.

In the globes below, identify where Antarctica is and draw the ozone hole over it.



DESIGN A PAMPHLET

Design a pamphlet using the template to warn people about ozone layer depletion. Use the space below to brainstorm ideas, define your audience, and any additional information that you believe should be included to drive change. You could also find pictures online or in magazines to help you make your pamphlet.

Key Audience (who uses or makes ODSs):

Common uses for ODSs and alternatives:

Brainstorming (what information should I highlight?):

What would motivate me to make a change?
How might this change for adults?

SHARE AND COMPARE

Write down three things you liked about your partner's work.

What are three changes you would make to yours to make sure the message about ozone layer depletion was received?

3 Things I liked

1.

2.


3.


3 Things I would change

1.

2.

3.







ozone
secretariat

with support from

