



Distr.: General  
31 July 2017

Original: English



**United Nations  
Environment  
Programme**

**Conference of the Parties to the  
Vienna Convention for the Protection  
of the Ozone Layer  
Eleventh meeting**

Montreal, Canada, 20–24 November 2017

Item 3 (a) of the provisional agenda for the preparatory segment\*

**Combined Vienna Convention and Montreal Protocol  
issues: financial reports and budgets of the trust funds for  
the Vienna Convention and the Montreal Protocol**

**Proposed revision to the approved budget for 2017 and proposed  
budgets for 2018, 2019 and 2020 for the Trust Fund for the Vienna  
Convention for the Protection of the Ozone Layer**

**Note by the Secretariat**

1. The Secretariat has the honour to present the proposed revision to the approved budget for 2017 and the proposed budgets for 2018, 2019 and 2020 for the Trust Fund for the Vienna Convention for the Protection of the Ozone Layer (see annex I), together with an organization chart and a staffing table for the Ozone Secretariat (see annex II). Annex III sets out different scenarios of updated scales of contributions by parties for the proposed budgets for 2018 to 2020, as discussed in section E below.
2. Summaries of the proposed revised budget for 2017 and the proposed budgets for 2018, 2019 and 2020 are presented in tables 1 and 2 of annex I. The detailed budgets are presented in table 3 of annex I, along with explanatory notes.
3. The proposed revision for 2017 and the proposed budgets for 2018, 2019 and 2020 have been reviewed and endorsed by the United Nations Environment Programme (UNEP) in accordance with paragraph 17 of the terms of reference for the administration of the Trust Fund for the Vienna Convention.
4. In paragraph 1 of decision X/3 of the Conference of the Parties, the parties requested the Executive Director of UNEP to extend the operations of the General Trust Fund for Financing Activities on Research and Systematic Observations Relevant to the Vienna Convention until 31 December 2020. Similarly, in paragraph 8 of decision X/4, the parties requested the Executive Director to extend the Trust Fund for the Vienna Convention to 31 December 2025. In May 2016, however, the United Nations Environment Assembly at its second session approved the extension date of both funds to 31 December 2019, based on a routine three-year extension cycle of similar trust funds administered by UNEP. The Secretariat has since received confirmation from the Executive Director that the request for the extension of the trust funds to the dates requested by the parties will be presented for approval at the third session of the Environment Assembly, to be held from 4 to 6 December 2017.
5. Throughout the present note, all references to dollars (\$) are to United States dollars.

\* UNEP/OzL.Conv.11/1-UNEP/OzL.Pro.29/1.

**A. Revised budget for 2017**

6. The revised budget for 2017 has decreased by \$54,404 (4 per cent) from the approved figure of \$1,363,368 to \$1,308,964, as follows:

(a) Savings of \$4,415 resulting from the net difference between the decrease of \$21,000, representing the cost of the abolished post of Research Assistant at the G6 level, and the increase of \$16,855 resulting from the alignment of salary costs to the 2017 salary costing for the Nairobi duty station;

(b) Savings of \$14,000 on meeting costs, which includes \$9,000 on the cost of conference servicing and \$5,000 on hospitality costs for the tenth meeting of the Ozone Research Managers, held in Geneva in March 2017;

(c) Savings of \$25,000 on travel for parties operating under paragraph 1 of Article 5 to attend the tenth meeting of the Ozone Research Managers;

(d) Savings of \$5,000 on reporting costs for the tenth meeting of the Ozone Research Managers;

(e) A decrease of \$6,259 on programme support costs associated with the above savings.

**B. Proposed budgets for 2018, 2019 and 2020**

7. The Secretariat has developed the budget proposals for 2018, 2019 and 2020 on the basis of the most accurate cost estimates available at the time of preparation. Any changes due to decisions by parties or unforeseen changes in costs will be presented to the parties in the year 2020 when the next triennial budgets are presented.

8. The explanatory notes following the proposed budgets provide brief information on the basis for budget calculations.

9. The increase in salary costs in 2018, 2019 and 2020 reflect a 2 per cent inflationary increase.

10. The proposed budgets for 2018 and 2019 do not include organization costs for the meeting of the Conference of the Parties, the meeting of the Ozone Research Managers or the meeting of the Bureau of the Conference of the Parties, nor do they include travel costs of parties operating under paragraph 1 of Article 5 to the meeting of the Ozone Research Managers or hospitality. The meeting of the Conference of the Parties, its Bureau meeting and the meetings of the Ozone Research Managers are convened on a triennial basis, the next meeting year being 2020.

11. In 2020 the costs associated with the triennial meetings are included in the budget and are in line with the proposed revised costs for 2017.

**C. Cash projection to the year 2020**

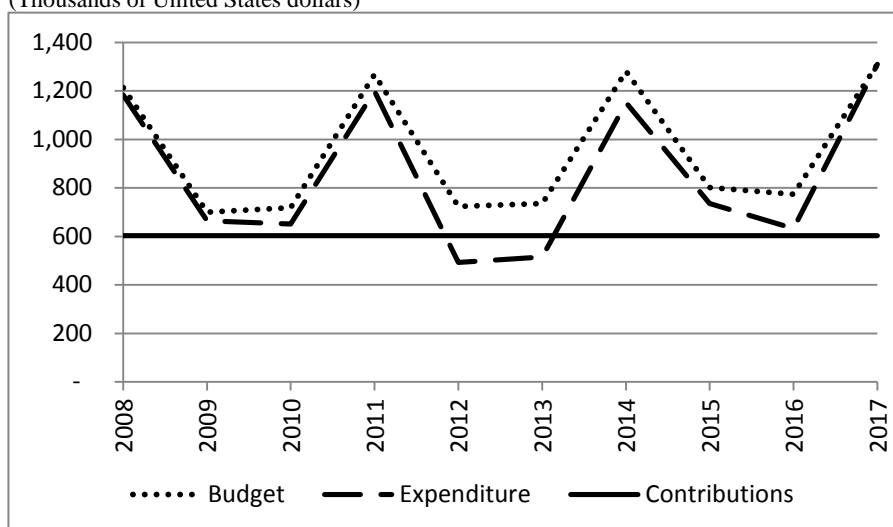
12. At the eighth meeting of the Conference of the Parties, held in Doha from 16 to 20 November 2008, the parties agreed in paragraph 4 of decision VIII/4, on a voluntary assessed contribution level of \$603,000. For every year since then, the parties have approved the same level of contribution to the Trust Fund, with the aim of maintaining the national voluntary assessed contribution at the 2008 level and drawing down from the fund balance to cover the difference between actual expenditures and voluntary assessed contributions. The fund balance as at 31 December 2008 was \$3,091,725, and owing to continuous drawdowns the balance as at 31 December 2016 was \$1,861,024.

13. Figure 1 shows the historical annual budgets, expenditure and assessed voluntary contributions from 2008 to 2017, with the figures for the approved budget and expenditure for 2017 being equal to the proposed revised budget for 2017 (see section A); in the years when expenditure exceeded the budget, the shortfall was drawn down from the fund balance of the Trust Fund.

Figure 1

**Progression of approved budgets, expenditures and assessed voluntary contributions for the years 2008–2017**

(Thousands of United States dollars)

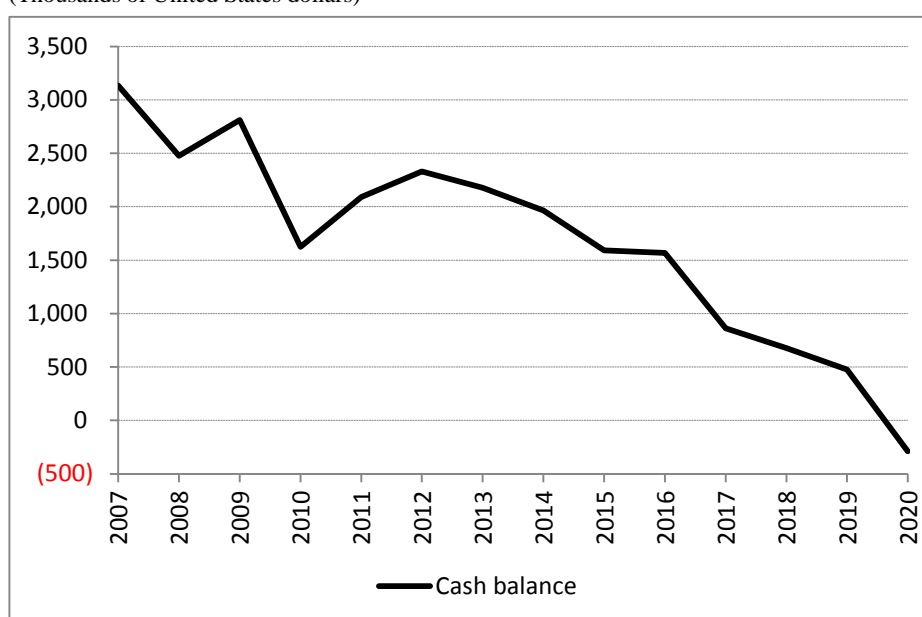


14. The Secretariat has performed cash flow forecasting and rolling forecasts of liquidity requirements which show that the cash balance will be depleted before the end of 2020. Figure 2 shows the closing cash positions for the Trust Fund for the Vienna Convention for the fiscal years 2007 to 2020, with figures for the years 2017–2020 being estimates and with the assumption of 100 per cent collection of contributions in those years.

Figure 2

**Progression of cash position for the years 2007–2020**

(Thousands of United States dollars)



|              | 2007  | 2008  | 2009  | 2010  | 2011  | 2012  | 2013  | 2014  | 2015  | 2016  | 2017* | 2018* | 2019* | 2020* |
|--------------|-------|-------|-------|-------|-------|-------|-------|-------|-------|-------|-------|-------|-------|-------|
| Cash balance | 3 134 | 2 475 | 2 810 | 1 624 | 2 090 | 2 330 | 2 177 | 1 964 | 1 593 | 1 567 | 861   | 676   | 478   | -289  |

\*Cash balance forecast assumes 100 per cent collection of contribution in the years 2017–2020.

15. The cash shortage could be averted if the contribution arrears, which stood at \$861,102 at 30 April 2017, were collected. Paragraph 7 of decision X/4 urged all parties to pay their outstanding contributions as well as their future contributions promptly and in full, and the Secretariat has followed up with individual parties, most recently during the first quarter of 2017, in an effort to encourage parties to clear their outstanding balances.

16. The Financial Rules and Regulations of the United Nations prohibit trust funds from operating in a negative cash position and the Secretariat, in coordination with the parties, must therefore put in place adequate mitigation plans during the coming triennium. The problem can only be resolved by parties settling any contributions that are currently in arrears and making additional contributions.

17. The Secretary-General's bulletin ST/SGB/188 on "Establishment and management of trust funds" and the administrative instruction on technical cooperation trust funds (ST/AI/285), require the establishment of a working cash reserve of 15 per cent of the estimated annual budget expenditure, providing a buffer during shortfalls in contributions to the trust fund and in the final closure of obligations. In paragraph 2 of decision X/4, the parties approved the establishment of a working capital reserve (see paragraph 20 below), based on the recommendation of the United Nations Office of Internal Oversight Services.<sup>1</sup> Based on the forecast cash balance, the Trust Fund for the Vienna Convention will not meet the minimum requirements by the end of 2020 and as such will not be compliant with established United Nations policy, nor with the decision of the parties.

#### D. Level of contributions and arrears

18. The fund balance and reserve, which in financial terms is a calculation of the total assets (that is, cash, contributions receivable and physical assets, among others) less liabilities, stood at \$1,967,343 as at 31 December 2016. With the proposed revised budget for 2017, the proposed budgets for 2018, 2019 and 2020, the forecast fund balance and reserve by the end of 2020 is approximately \$112,000. Table 1 shows the progression of income, expenditures and fund balances from 2010 to 2020, with the years 2017 to 2020 being forecasts. The Secretariat would like to bring to the attention of the parties that the forecast diminished fund balance by the end of 2020 requires an increase in contributions above the level that has been constant since 2008.

Table 1

#### Progression of fund balance and reserves from 2010 to 2020

(Thousands of United States dollars)

|                                     | 2010   | 2011    | 2012   | 2013   | 2014         | 2015       | 2016       | 2017        | 2018       | 2019       | 2020       |
|-------------------------------------|--------|---------|--------|--------|--------------|------------|------------|-------------|------------|------------|------------|
|                                     | UNSAS  | UNSAS   | UNSAS  | UNSAS  | IPSAS        | IPSAS      | IPSAS      | IPSAS       | IPSAS      | IPSAS      | IPSAS      |
|                                     | actual | actual  | actual | Actual | actual       | actual     | actual     | forecast    | forecast   | forecast   | forecast   |
| Accumulated surplus – start of year | 3 092  | 3 085   | 2 526  | 2 779  | 3 016        | 2 007      | 1 879      | 1 861       | 988        | 725        | 449        |
| <b>IPSAS adjustment</b>             |        |         | –      | –      | <b>(384)</b> | –          | –          | –           | –          | –          | –          |
| Expected contributions              | 603    | 605     | 603    | 603    | 603          | 603        | 603        | 603         | 603        | 603        | 603        |
| Interest/miscellaneous income       | 40     | 36      | 145    | 15     | 29           | 5          | 12         |             |            |            |            |
| Expenditure                         | (650)  | (1 199) | (492)  | (515)  | (1 151)      | (736)      | (633)      | (1 308)     | (788)      | (801)      | (1 370)    |
| Reserve/fund balance adjustment     |        |         | (3)    | 134    | –            | –          | –          | <b>(90)</b> |            |            |            |
| Fund balance – end of period        | 3 085  | 2 527   | 2 779  | 3 016  | 2 113        | 1 879      | 1 861      | 1,066       | 881        | 683        | (84)       |
| Statutory financial reserve*        |        |         | –      | –      | –            | <b>106</b> | <b>106</b> | <b>196</b>  | <b>196</b> | <b>196</b> | <b>196</b> |
| Fund balance and reserve            | 3 085  | 2 527   | 2 779  | 3 016  | 2 113        | 1 985      | 1 967      | 1,262       | 1,077      | 879        | 112**      |

Abbreviations: UNSAS: United Nations System Accounting Standards; IPSAS: International Public Sector Accounting Standards.

\*Established at 15 per cent of the proposed revised budget for 2017 and maintained until 2020, when the budgets will be reviewed.

\*\* Assumes that 100 per cent of the assessed voluntary contributions for 2017, 2018, 2019 and 2020 are collected and that the level of expenditures for 2017 is equal to the proposed revised budget for 2017, and the expenditures for 2018, 2019 and 2020 are equal to the proposed budgets for those years.

<sup>1</sup> Report 2014/062: Audit of the United Nations Environment Programme Ozone Secretariat, 9 July 2014.

19. The International Public Sector Accounting Standards adjustment of \$383,538 in 2014 relates primarily to a provision against voluntary assessed contributions, as indicated in the note by the Secretariat on the indicative financial report and information related to the trust funds for the Vienna Convention and the Montreal Protocol (UNEP/OzL.Pro.WG.1/36/INF/1). This provision is adjusted every year and the change is reflected in the operating expense.

20. The financial reserve was established in 2015 at the level of \$106,319, which was 15 per cent of the proposed budget for that year. The financial reserve for 2017 will be \$196,345, that is, 15 per cent of the proposed revised budget for 2017, which is \$1,308,964 (see section A and table 1 of annex I). The Secretariat recommends that the financial reserve be maintained at that level until 2020 when the budgets will be reviewed, as that amount is in line with the statutory requirement for the period 2017–2020 and provides a buffer in the years 2018 and 2019, when the budgets are at a lower level than in 2017 and 2020, the years in which the meetings of the Conference of Parties are being held.

## E. Funding options for contributions by parties from 2018 to 2020

21. Based on the above analysis, the parties may wish to consider increasing the level of assessed voluntary contributions for the coming triennium. The Secretariat is hereby presenting three options for contributions to fund the proposed budgets and the financial reserve. The forecast cash balance assumes a contribution collection rate of 100 per cent.

22. In option 1, the assessed voluntary contribution level for the three years is equal to the average of the proposed budgets for the three years (\$986,000). In option 2, the assessed voluntary contribution level for each of the three years is equal to the proposed budget for that year (\$788,167 for 2018, \$800,981 for 2019 and \$1,370,010 for 2020). In option 3, the assessed voluntary contribution level for 2018 is maintained at the level for 2017 at \$603,000 and for each of the years 2019 and 2020, the level is set at 50 per cent of the difference between the total budget for the three years and the 2017 contribution (\$1,178,079 for 2019 and 2020). In each of the three options the total assessed voluntary contribution for the three years is equal to the total of the budgets for the three years.

23. The cash balance at the end of 2020 is the same in each of the three options; however, in option 2, the major increase in contributions is deferred to 2020 and in option 3 the increase occurs in 2019 and 2020. In all three options the financial reserve will be adequately covered. Table 2 presents a summary of the three options.

24. Parties may wish to consider the three options of assessed voluntary contribution levels. The Secretariat recommends option 1, as it is the most sustainable. Since the budgets are approved on a triennial basis, option 1 provides for a steady level of contributions and adequate cash levels throughout the period. The financial position of the Trust Fund will be reviewed again in 2020 and parties will decide on the level of assessed voluntary contributions that will be necessary to facilitate the operational needs for the triennium 2021–2023.

25. Annex III sets out the assessed voluntary contributions that would be due from parties under the three options.

Table 2

### Summary of options for assessed voluntary contributions

(Thousands of United States dollars)

|      | <i>Option 1 (recommended)</i>  |                                | <i>Option 2</i>   |                                | <i>Option 3</i>  |                                |
|------|--|--------------------------------|---|--------------------------------|--|--------------------------------|
|      | Contribution level   | Cash balance as at 31 December | Contribution level  | Cash balance as at 31 December | Contribution level   | Cash balance as at 31 December |
|      | Level of assessed voluntary contributions for 2018, 2019 and 2020 equal to the average of the proposed budgets for the three years |                                | Level of assessed voluntary contributions for 2018, 2019 and 2020 equal to the proposed budgets for each of the three years |                                | Level of assessed voluntary contributions for 2018 maintained at the 2017 level (\$603,000) and the contributions for 2019 and 2020 equal to 50 per cent of the difference between the total budget for the three years and \$603,000 (that is, \$1,178,079) |                                |
| 2018 | 986  | 1059                           | 788   | 861                            | 603  | 676                            |
| 2019 | 986  | 1244                           | 801   | 861                            | 1 178  | 1053                           |
| 2020 | 986  | 861                            | 1 370   | 861                            | 1 178  | 861                            |

## **F. Key observations**

26. Parties may wish to consider the following key observations in the course of their deliberations:

(a) The proposed revised budget for 2017 has decreased by 4 per cent due to a reduction in staff costs, meeting costs and other operational costs;

(b) The proposed budgets for 2018 and 2019 reflect a 2 per cent increase in salary costs, but an overall decrease since they do not cover any meeting costs. The proposed budget for 2020 reflects a 2 per cent salary increase and includes meeting costs for the meeting of the Conference of the Parties and the meeting of the Ozone Research Managers. It also includes the cost of travel of Article 5 parties to the meeting of the Ozone Research Managers;

(c) The fund balance (cash plus receivables in arrears plus other assets) stood at \$3 million in 2008 but will be approximately \$112,000 by the end of 2020;

(d) The cash balance will be depleted by 2020. The United Nations financial rules prohibit trust funds from operating in a negative cash position, which may jeopardize the short-term operations of the Secretariat;

(e) Parties to the Vienna Convention need to put in place adequate mitigation plans during the coming triennium in order to address the forecast negative cash balance by 2020;

(f) Three funding options are proposed for the coming triennium, of which the Secretariat recommends option 1;

(g) The funding option agreed upon by the parties will be in place for the triennium 2018–2020. The budget and funding options will be reviewed in 2020.

## Annex I

## Trust Fund for the Vienna Convention for the Protection of the Ozone Layer: proposed revision to the approved budget for 2017 and proposed budgets for 2018, 2019 and 2020

Table 1  
Summary of 2017 budget revision

(United States dollars)

| <i>Cost category</i>                            | <i>Approved 2017</i> | <i>Revised 2017</i> | <i>Change</i>   | <i>Percentage change</i> |
|---|----------------------|---------------------|-----------------|--------------------------|
| Employee salaries, allowances and benefits      | 560 020              | 555 875             | (4 145)         | -1%                      |
| Operating expenses                              |                      |                     |                 |                          |
| Meeting costs                                   | 321 000              | 307 000             | (14 000)        | -4%                      |
| Meeting participation of Article 5 parties      | 195 000              | 170 000             | (25 000)        | -13%                     |
| Travel on official business                     | 30 000               | 30 000              |                 |                          |
| Other operating costs: supplies and consumables | 100 500              | 95 500              | (5 000)         | -5%                      |
| <b>Subtotal</b>                                 | <b>1 206 520</b>     | <b>1 158 375</b>    | <b>(48 145)</b> | <b>-4%</b>               |
| Programme support costs (13 per cent)           | 156 848              | 150 589             | (6 259)         | -4%                      |
| <b>Total</b>                                    | <b>1 363 368</b>     | <b>1 308 964</b>    | <b>(54 404)</b> | <b>-4%</b>               |

Table 2  
Summary of budget proposals for 2017, 2018, 2019 and 2020

(United States dollars)

| <i>Cost category</i>                            | <i>2017</i>      | <i>2018</i>    | <i>2019</i>    | <i>2020</i>      |
|---|------------------|----------------|----------------|------------------|
| Employee salaries, allowances and benefits      | 555 875          | 566 993        | 578 333        | 589 898          |
| Operating expenses                              |                  |                |                |                  |
| Meeting costs                                   | 307 000          | 10 000         | 10 000         | 317 000          |
| Meeting participation of Article 5 parties      | 170 000          | –              | –              | 180 000          |
| Travel on official business                     | 30 000           | 30 000         | 30 000         | 30 000           |
| Other operating costs: supplies and consumables | 95 500           | 90 500         | 90 500         | 95 500           |
| <b>Subtotal</b>                                 | <b>1 158 375</b> | <b>697 493</b> | <b>708 833</b> | <b>1 212 398</b> |
| Programme support costs (13 per cent)           | 150 589          | 90 674         | 92 148         | 157 612          |
| <b>Total</b>                                    | <b>1 308 964</b> | <b>788 167</b> | <b>800 981</b> | <b>1 370 010</b> |

Table 3  
**Detailed budget proposals for 2017, 2018, 2019 and 2020**  
 (United States dollars)

| <i>Budget line</i>   | <i>Cost category</i>  | <i>Approved<br/>2017</i> | <i>Revised<br/>2017</i> | <i>Proposed<br/>2018</i> | <i>Propose<br/>d 2019</i> | <i>Proposed<br/>2020</i> |
|--|---|--------------------------|-------------------------|--------------------------|---------------------------|--------------------------|
| 1000   | Employee salaries, allowances and benefits                                  | 560 020                  | 555 875                 | 566 993                  | 578 333                   | 589 898                  |
| <b>Operating costs</b>   |   |                          |                         |                          |                           |                          |
| <b>1300</b>  | <b>Meeting costs</b>  |                          |                         |                          |                           |                          |
| 1322   | Conference Services costs: preparatory meetings and meetings of the parties | 252 000                  | 252 000                 | –                        | –                         | 252 000                  |
| 1324   | Conference Services costs: Bureau meetings                                  | 20 000                   | 20 000                  | –                        | –                         | 20 000                   |
| 1327   | Conference Services costs: Ozone Research Managers meeting                  | 24 000                   | 15 000                  | –                        | –                         | 20 000                   |
| 1328   | Promotional activities for the protection of the ozone layer                | 10 000                   | 10 000                  | 10 000                   | 10 000                    | 10 000                   |
| 5401   | Hospitality   | 15 000                   | 10 000                  | –                        | –                         | 15 000                   |
| <b>Subtotal: Meeting costs</b>                                   |   | <b>321 000</b>           | <b>307 000</b>          | <b>10 000</b>            | <b>10 000</b>             | <b>317 000</b>           |
| <b>3300</b>  | <b>Travel of Article 5 parties</b>  |                          |                         |                          |                           |                          |
| 3304   | Travel of Article 5 parties: Bureau meetings                                | 20 000                   | 20 000                  | –                        | –                         | 20 000                   |
| 3307   | Travel of Article 5 parties: Ozone Research Managers meeting                | 175 000                  | 150 000                 | –                        | –                         | 160 000                  |
| <b>Subtotal: Travel of Article 5 parties</b>                     |   | <b>195 000</b>           | <b>170 000</b>          | <b>–</b>                 | <b>–</b>                  | <b>180 000</b>           |
| 1600   | Staff travel on official business   | 30 000                   | 30 000                  | 30 000                   | 30 000                    | 30 000                   |
| <b>Other operating costs: consumables and supplies</b>           |   |                          |                         |                          |                           |                          |
| 4100   | Expendable equipment  | 8 000                    | 8 000                   | 8 000                    | 8 000                     | 8 000                    |
| 4203   | Other office equipment  | 5 000                    | 5 000                   | 5 000                    | 5 000                     | 5 000                    |
| 4205   | Equipment and peripherals for paperless conferences                         | 5 000                    | 5 000                   | 5 000                    | 5 000                     | 5 000                    |
| 4300   | Rental of premises  | 17 500                   | 17 500                  | 17 500                   | 17 500                    | 17 500                   |
| 5100   | Operation and maintenance of equipment                                      | 7 500                    | 7 500                   | 7 500                    | 7 500                     | 7 500                    |
| 5200   | Reporting costs   | 7 500                    | 7 500                   | 7 500                    | 7 500                     | 7 500                    |
| 5202   | Reporting costs (Ozone Research Managers)                                   | 10 000                   | 5 000                   | –                        | –                         | 5 000                    |
| 5300   | Sundry  | 40 000                   | 40 000                  | 40 000                   | 40 000                    | 40 000                   |
| <b>Subtotal: Other operating costs: supplies and consumables</b> |   | <b>100 500</b>           | <b>95 500</b>           | <b>90 500</b>            | <b>90 500</b>             | <b>95 500</b>            |
| <b>Total direct costs</b>  |   | <b>1 206 520</b>         | <b>1 158 375</b>        | <b>697 493</b>           | <b>708 833</b>            | <b>1 212 398</b>         |
| Programme support costs (13 per cent)                            |   | 156 848                  | 150 589                 | 90 674                   | 92 148                    | 157 612                  |
| <b>Grand total</b>   |   | <b>1 363 368</b>         | <b>1 308 964</b>        | <b>788 167</b>           | <b>800 981</b>            | <b>1 370 010</b>         |



**Explanatory notes for the proposed revision to the approved budget for 2017  
and the proposed budgets for 2018, 2019 and 2020 for the Trust Fund for the  
Vienna Convention for the Protection of the Ozone Layer**

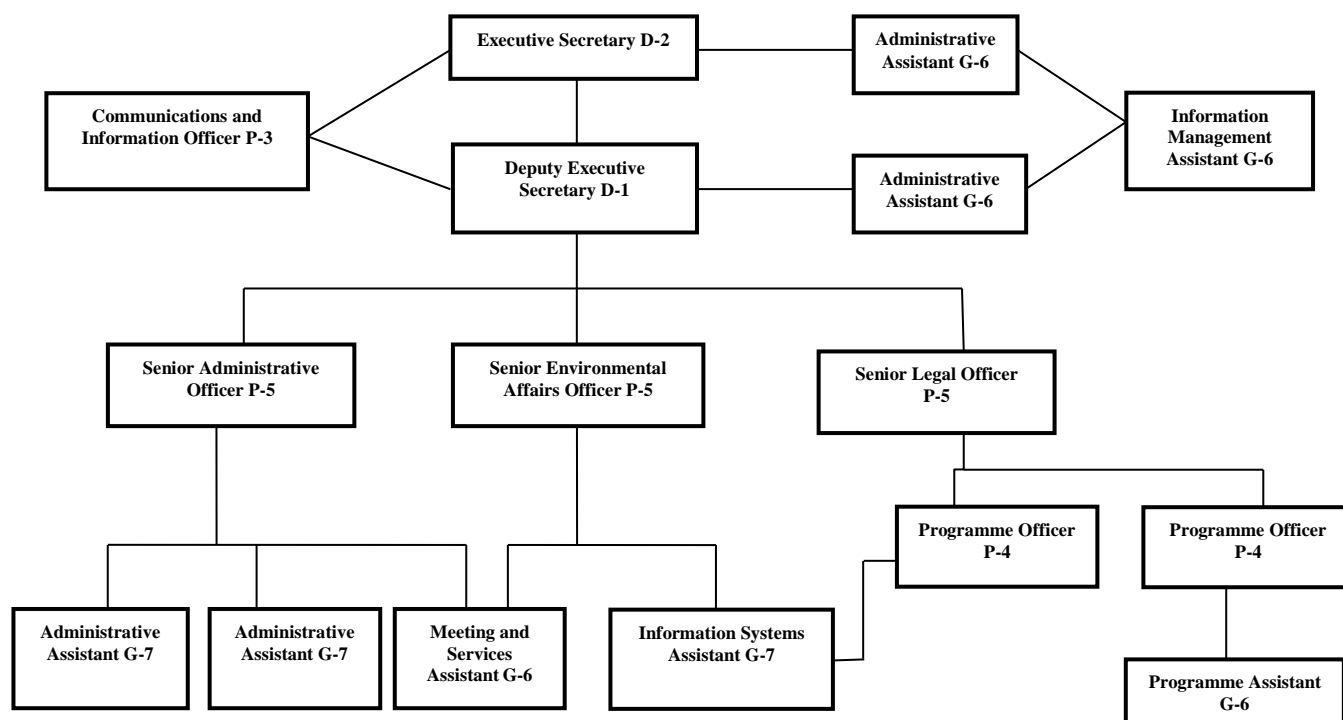
| <i>Cost category</i>                            | <i>Budget line</i> | <i>Comment</i>  |
|---|--------------------|---|
| Employee salaries, allowances and benefits      | 1000               | The proposed 2017 costs include a decrease of \$21,000, representing the cost of the abolished post of Research Assistant and an increase of \$16,855 to align the costs to 2017 salary costs.<br>The salary costs for 2018, 2019 and 2020 are increased by 2 per cent to provide for inflation.<br>Annex II sets out the detailed Secretariat staffing table.  |
| Operating expenses                              |                    | This section includes meeting costs, travel of Article 5 participants and hospitality.  |
|   | 1300               | Meeting costs<br>Necessary funds may be transferred from the conference servicing budget lines should such services be required to be rendered either by individual consultancies or under corporate contracts.<br>The current conference servicing costs are based on the following background and assumptions:  |
|   | 1322               | The conferencing costs of the eleventh and twelfth meetings of the Conference of the Parties to the Vienna Convention are shared with the Twenty-Ninth and Thirty-Second Meetings of the Parties to the Montreal Protocol since they will be held jointly in 2017 and 2020.   |
|   | 1324               | Bureau meetings are scheduled in 2017 and 2020. The first meeting in the year is held back to back with the meeting of the Ozone Research Managers and the second is held back to back with the meeting of the Bureau of the Meeting of the Parties to the Montreal Protocol. The meetings have provision for interpretation and document translation into the appropriate languages based on the membership of the Bureau.   |
|   | 1327               | The 2017 and 2020 budgets include conference services costs for the tenth and eleventh meetings of the Ozone Research Managers. Costs in 2017 were reduced owing to the provision of services by the World Meteorological Organization at a reduced rate. The 2020 budget is increased by \$5,000 over the 2017 costs to cater for inflation.   |
|   | 1328               | A minimum amount of \$10,000 is proposed for each year to cover activities in connection with the celebration of the International Day for the Protection of the Ozone Layer.   |
|   | 5401               | Hospitality costs cover the receptions at the meeting of the Ozone Research Managers and the joint Conference of the Parties and Montreal Protocol meetings. In 2017, the cost of the reception at the meeting of the Ozone Research Managers was reduced owing to favourable catering rates provided by the caterers at the World Meteorological Organization.   |
|   | 3300               | Travel of Article 5 participants:<br>Considering that the meeting of the Conference of the Parties to the Vienna Convention is normally held jointly with the Meeting of the Parties to the Montreal Protocol, participation costs are borne by the Trust Fund for the Montreal Protocol.<br>The Secretariat confirms that no funds from the budget lines in this section have been used to cover the cost of travel of representatives of non-Article 5 parties.   |
|   | 3304               | Participation costs are based on two Bureau meetings, in 2017 and 2020 respectively, for four participants from developing countries or countries with economies in transition, being held back to back with the meeting of the Ozone Research Managers and the meeting of the Conference of the Parties to the Vienna Convention.  |
|   | 3307               | For the tenth meeting of the Ozone Research Managers in 2017, the budget of \$175,000 catered for the participation of 35 experts at an average cost of \$5,000, taking into account not more than one person's travel costs per country, using the most appropriate and advantageous economy-class fare and United Nations daily subsistence allowances. However, 53 participants were funded at an average cost of \$2,500 (note, however, that the costs are being finalized at the time of preparing the present document). |
| Travel on official business                     | 1600               | The budgets include travel of Secretariat officers in connection with the organization of the meetings of the Ozone Research Managers and the meetings of the Conference of the Parties, in addition to travel related to the provision of support to network and capacity-building meetings.   |
| Other operating costs: consumables and supplies |                    | The section includes expendable equipment, non-expendable equipment and rental of office premises, operation and maintenance of equipment, reporting costs, communication, freight and the costs of Ozone Day celebrations.   |

| <i>Cost category</i> | <i>Budget line</i> | <i>Comment</i>  |
|----------------------|--------------------|---|
|                      | 4100–4205 and 5101 | <p>The budgets for expendable equipment, office equipment, equipment for peripherals for paperless conferences and operation and maintenance of equipment have been maintained at the approved 2017 levels.</p> <p>The Secretariat is maintaining its electronic data processing systems to make the documentation of the Protocol and the Convention available electronically to the parties. This requires periodic procurement of necessary peripherals and software licences and updating of existing computer servers.</p> <p>A minimum provision has been made to enable the Secretariat to replace some equipment each year.</p> |
|                      | 4300               | The rental cost is shared with the Trust Fund for the Montreal Protocol. The budgets are maintained at the approved 2017 level. Nairobi rental rates are determined by the United Nations Controller.   |
|                      | 5200–5202          | <p>Reporting costs in 2017 and 2020 cater for the report of the meeting of the Ozone Research Managers, which is being reduced in 2017 and 2020 from \$10,000 to \$5,000, due to savings on printing and distribution since the document is distributed in electronic format.</p> <p>Other general reporting costs that cover editing and translation of general documents, among other things, are maintained at the approved level of \$7,500.</p>  |
|                      | 5300               | Sundry includes communications, freight and Ozone Day celebration costs of \$20,000, \$15,000 and \$5,000, respectively, and these are maintained at the approved 2017 level.   |

## Annex II

## Ozone Secretariat organization chart and staffing table

## Organization chart



**Senior Management Team:** Executive Secretary, Deputy Executive Secretary, Senior Legal Officer, Senior Environmental Affairs Officer and Senior Administrative Officer

**Administrative and Management Team:** Senior Administrative Officer and all General Services staff

**Environmental Affairs and Assessment Panels Team:** Senior Environmental Affairs Officer and Professional staff

**Legal Affairs and Compliance Team:** Senior Legal Officer and Professional staff

**Information Technology Team:** Programme Officer and Information Management and Information Systems Assistant

| Summary of posts |          |          |           |
|------------------|----------|----------|-----------|
| Level            | Prof.    | GS       | Total     |
| D-2              | 1        | –        | 1         |
| D-1              | 1        | –        | 1         |
| P-5              | 3        | –        | 3         |
| P-4              | 2        | –        | 2         |
| P-3              | 1        | –        | 1         |
| GS*              | –        | 8        | 8         |
| <b>Total</b>     | <b>8</b> | <b>8</b> | <b>16</b> |

\* 2 posts were abolished in 2016

## Staffing table for posts funded by the Trust Fund for the Vienna Convention

| Level                        | Professional and higher | General Service | Total    |
|------------------------------|-------------------------|-----------------|----------|
| D-2 <sup>a</sup>             | 1                       | –               | 1        |
| P-5 <sup>a</sup>             | 1                       | –               | 1        |
| P-3                          | 1                       | –               | 1        |
| General Service <sup>b</sup> | –                       | 5               | 5        |
| <b>Total</b>                 | <b>3</b>                | <b>5</b>        | <b>8</b> |

<sup>a</sup> Funded 50 per cent by the Vienna Convention Trust Fund and 50 per cent by the Montreal Protocol Trust Fund.

<sup>b</sup> Two posts funded 100 per cent by the Vienna Convention Trust Fund and three posts funded 50 per cent by the Vienna Convention Trust Fund and 50 per cent by the Montreal Protocol Trust Fund.

## Annex III

## Scale of contributions by the parties: proposed options

## Trust Fund for the Vienna Convention on the Protection of the Ozone Layer

|    |                                  |   |                                      | Option 1   | Option 2                   |             |             | Option 3    |             |             |             |
|----|----------------------------------|---|--------------------------------------|--|----------------------------|-------------|-------------|-------------|-------------|-------------|-------------|
|    | <i>Name of party</i>             | <i>2017 adjusted United Nations scale of contributions*</i> | <i>2017 contributions by parties</i> | <i>Adjusted United Nations scale 2018–2020**</i> | <i>2018, 2019 and 2020</i> | <i>2018</i> | <i>2019</i> | <i>2020</i> | <i>2018</i> | <i>2019</i> | <i>2020</i> |
| 1  | Afghanistan                      | 0.000   | –                                    | 0.000  | –                          | –           | –           | –           | –           | –           | –           |
| 2  | Albania                          | 0.000   | –                                    | 0.000  | –                          | –           | –           | –           | –           | –           | –           |
| 3  | Algeria                          | 0.137   | 823                                  | 0.160  | 1 581                      | 1 264       | 1 284       | 2 196       | 967         | 1 890       | 1 890       |
| 4  | Andorra                          | 0.000   | –                                    | 0.000  | –                          | –           | –           | –           | –           | –           | –           |
| 5  | Angola                           | 0.000   | –                                    | 0.000  | –                          | –           | –           | –           | –           | –           | –           |
| 6  | Antigua and Barbuda              | 0.000   | –                                    | 0.000  | –                          | –           | –           | –           | –           | –           | –           |
| 7  | Argentina                        | 0.431   | 2 596                                | 0.888  | 8 757                      | 7 000       | 7 114       | 12 168      | 5 356       | 10 463      | 10 463      |
| 8  | Armenia                          | 0.000   | –                                    | 0.000  | –                          | –           | –           | –           | –           | –           | –           |
| 9  | Australia                        | 2.067   | 12 465                               | 2.327  | 22 944                     | 18 341      | 18 640      | 31 880      | 14 032      | 27 414      | 27 414      |
| 10 | Austria                          | 0.795   | 4 796                                | 0.717  | 7 070                      | 5 651       | 5 742       | 9 822       | 4 323       | 8 446       | 8 446       |
| 11 | Azerbaijan                       | 0.000   | –                                    | 0.000  | –                          | –           | –           | –           | –           | –           | –           |
| 12 | Bahamas                          | 0.000   | –                                    | 0.000  | –                          | –           | –           | –           | –           | –           | –           |
| 13 | Bahrain                          | 0.000   | –                                    | 0.000  | –                          | –           | –           | –           | –           | –           | –           |
| 14 | Bangladesh                       | 0.000   | –                                    | 0.000  | –                          | –           | –           | –           | –           | –           | –           |
| 15 | Barbados                         | 0.000   | –                                    | 0.000  | –                          | –           | –           | –           | –           | –           | –           |
| 16 | Belarus                          | 0.000   | –                                    | 0.000  | –                          | –           | –           | –           | –           | –           | –           |
| 17 | Belgium                          | 0.995   | 5 998                                | 0.881  | 8 689                      | 6 945       | 7 058       | 12 073      | 5 314       | 10 381      | 10 381      |
| 18 | Belize                           | 0.000   | –                                    | 0.000  | –                          | –           | –           | –           | –           | –           | –           |
| 19 | Benin                            | 0.000   | –                                    | 0.000  | –                          | –           | –           | –           | –           | –           | –           |
| 20 | Bhutan                           | 0.000   | –                                    | 0.000  | –                          | –           | –           | –           | –           | –           | –           |
| 21 | Bolivia (Plurinational State of) | 0.000   | –                                    | 0.000  | –                          | –           | –           | –           | –           | –           | –           |
| 22 | Bosnia and Herzegovina           | 0.000   | –                                    | 0.000  | –                          | –           | –           | –           | –           | –           | –           |
| 23 | Botswana                         | 0.000   | –                                    | 0.000  | –                          | –           | –           | –           | –           | –           | –           |
| 24 | Brazil                           | 2.924   | 17 634                               | 3.807  | 37 533                     | 30 003      | 30 490      | 52 151      | 22 954      | 44 845      | 44 845      |
| 25 | Brunei Darussalam                | 0.000   | –                                    | 0.000  | –                          | –           | –           | –           | –           | –           | –           |

|    | <i>Name of party</i>                  | <i>2017 adjusted United Nations scale of contributions*</i> | <i>2017 contributions by parties</i> | <i>Adjusted United Nations scale 2018–2020**</i> | <b>Option 1</b>            |             | <b>Option 2</b> |             | <b>Option 3</b> |             |             |
|----|---------------------------------------|---|--------------------------------------|--|----------------------------|-------------|-----------------|-------------|-----------------|-------------|-------------|
|    |                                       |   |                                      |  | <i>2018, 2019 and 2020</i> | <i>2018</i> | <i>2019</i>     | <i>2020</i> | <i>2018</i>     | <i>2019</i> | <i>2020</i> |
| 26 | Bulgaria                              | 0.000   | –                                    | 0.000  | –                          | –           | –               | –           | –               | –           | –           |
| 27 | Burkina Faso                          | 0.000   | –                                    | 0.000  | –                          | –           | –               | –           | –               | –           | –           |
| 28 | Burundi                               | 0.000   | –                                    | 0.000  | –                          | –           | –               | –           | –               | –           | –           |
| 29 | Cabo Verde                            | 0.000   | –                                    | 0.000  | –                          | –           | –               | –           | –               | –           | –           |
| 30 | Cambodia                              | 0.000   | –                                    | 0.000  | –                          | –           | –               | –           | –               | –           | –           |
| 31 | Cameroon                              | 0.000   | –                                    | 0.000  | –                          | –           | –               | –           | –               | –           | –           |
| 32 | Canada                                | 2.974   | 17 934                               | 2.908  | 28 678                     | 22 924      | 23 296          | 39 847      | 17 538          | 34 264      | 34 264      |
| 33 | Central African Republic              | 0.000   | –                                    | 0.000  | –                          | –           | –               | –           | –               | –           | –           |
| 34 | Chad                                  | 0.000   | –                                    | 0.000  | –                          | –           | –               | –           | –               | –           | –           |
| 35 | Chile                                 | 0.333   | 2 007                                | 0.397  | 3 917                      | 3 131       | 3 182           | 5 443       | 2 396           | 4 680       | 4 680       |
| 36 | China                                 | 5.131   | 30 940                               | 7.887  | 77 767                     | 62 163      | 63 174          | 108 054     | 47 559          | 92 916      | 92 916      |
| 37 | Colombia                              | 0.258   | 1 557                                | 0.321  | 3 161                      | 2 527       | 2 568           | 4 393       | 1 933           | 3 777       | 3 777       |
| 38 | Comoros                               | 0.000   | –                                    | 0.000  | –                          | –           | –               | –           | –               | –           | –           |
| 39 | Congo                                 | 0.000   | –                                    | 0.000  | –                          | –           | –               | –           | –               | –           | –           |
| 40 | Cook Islands                          | 0.000   | –                                    | 0.000  | –                          | –           | –               | –           | –               | –           | –           |
| 41 | Costa Rica                            | 0.000   | –                                    | 0.000  | –                          | –           | –               | –           | –               | –           | –           |
| 42 | Cote d'Ivoire                         | 0.000   | –                                    | 0.000  | –                          | –           | –               | –           | –               | –           | –           |
| 43 | Croatia                               | 0.126   | 757                                  | 0.000  | –                          | –           | –               | –           | –               | –           | –           |
| 44 | Cuba                                  | 0.000   | –                                    | 0.000  | –                          | –           | –               | –           | –               | –           | –           |
| 45 | Cyprus                                | 0.000   | –                                    | 0.000  | –                          | –           | –               | –           | –               | –           | –           |
| 46 | Czechia                               | 0.385   | 2 320                                | 0.343  | 3 377                      | 2 700       | 2 744           | 4 693       | 2 065           | 4 035       | 4 035       |
| 47 | Democratic People's Republic of Korea | 0.000   | –                                    | 0.000  | –                          | –           | –               | –           | –               | –           | –           |
| 48 | Democratic Republic of the Congo      | 0.000   | –                                    | 0.000  | –                          | –           | –               | –           | –               | –           | –           |
| 49 | Denmark                               | 0.673   | 4 057                                | 0.581  | 5 734                      | 4 583       | 4 658           | 7 967       | 3 506           | 6 851       | 6 851       |
| 50 | Djibouti                              | 0.000   | –                                    | 0.000  | –                          | –           | –               | –           | –               | –           | –           |
| 51 | Dominica                              | 0.000   | –                                    | 0.000  | –                          | –           | –               | –           | –               | –           | –           |
| 52 | Dominican Republic                    | 0.000   | –                                    | 0.000  | –                          | –           | –               | –           | –               | –           | –           |
| 53 | Ecuador                               | 0.000   | –                                    | 0.000  | –                          | –           | –               | –           | –               | –           | –           |
| 54 | Egypt                                 | 0.134   | 805                                  | 0.151  | 1 492                      | 1 193       | 1 212           | 2 073       | 913             | 1 783       | 1 783       |
| 55 | El Salvador                           | 0.000   | –                                    | 0.000  | –                          | –           | –               | –           | –               | –           | –           |
| 56 | Equatorial Guinea                     | 0.000   | –                                    | 0.000  | –                          | –           | –               | –           | –               | –           | –           |

|    | <i>Name of party</i>       | <i>2017 adjusted United Nations scale of contributions*</i> | <i>2017 contributions by parties</i> | <i>Adjusted United Nations scale 2018–2020**</i> | <b>Option 1</b>            | <b>Option 2</b> | <b>Option 3</b> |             |             |             |             |
|----|----------------------------|---|--------------------------------------|--|----------------------------|-----------------|-----------------|-------------|-------------|-------------|-------------|
|    |                            |   |                                      |  | <i>2018, 2019 and 2020</i> | <i>2018</i>     | <i>2019</i>     | <i>2020</i> | <i>2018</i> | <i>2019</i> | <i>2020</i> |
| 57 | Eritrea                    | <b>0.000</b>  | –                                    | <b>0.000</b>                                     | –                          | –               | –               | –           | –           | –           | –           |
| 58 | Estonia                    | <b>0.000</b>  | –                                    | <b>0.000</b>                                     | –                          | –               | –               | –           | –           | –           | –           |
| 59 | Ethiopia                   | <b>0.000</b>  | –                                    | <b>0.000</b>                                     | –                          | –               | –               | –           | –           | –           | –           |
| 60 | European Union             | <b>2.492</b>  | <b>15 025</b>                        | <b>2.489</b>                                     | 24 544                     | 19 620          | 19 940          | 34 104      | 15 010      | 29 326      | 29 326      |
| 61 | Fiji                       | <b>0.000</b>  | –                                    | <b>0.000</b>                                     | –                          | –               | –               | –           | –           | –           | –           |
| 62 | Finland                    | <b>0.517</b>  | <b>3 119</b>                         | <b>0.454</b>                                     | 4 477                      | 3 579           | 3 637           | 6 220       | 2 738       | 5 350       | 5 350       |
| 63 | France                     | <b>5.575</b>  | <b>33 615</b>                        | <b>4.838</b>                                     | 47 705                     | 38 133          | 38 753          | 66 284      | 29 174      | 56 998      | 56 998      |
| 64 | Gabon                      | <b>0.000</b>  | –                                    | <b>0.000</b>                                     | –                          | –               | –               | –           | –           | –           | –           |
| 65 | Gambia                     | <b>0.000</b>  | –                                    | <b>0.000</b>                                     | –                          | –               | –               | –           | –           | –           | –           |
| 66 | Georgia                    | <b>0.000</b>  | –                                    | <b>0.000</b>                                     | –                          | –               | –               | –           | –           | –           | –           |
| 67 | Germany                    | <b>7.118</b>  | <b>42 919</b>                        | <b>6.362</b>                                     | 62 726                     | 50 140          | 50 956          | 87 155      | 38 361      | 74 945      | 74 945      |
| 68 | Ghana                      | <b>0.000</b>  | –                                    | <b>0.000</b>                                     | –                          | –               | –               | –           | –           | –           | –           |
| 69 | Greece                     | <b>0.636</b>  | <b>3 834</b>                         | <b>0.469</b>                                     | 4 624                      | 3 696           | 3 756           | 6 425       | 2 828       | 5 525       | 5 525       |
| 70 | Grenada                    | <b>0.000</b>  | –                                    | <b>0.000</b>                                     | –                          | –               | –               | –           | –           | –           | –           |
| 71 | Guatemala                  | <b>0.000</b>  | –                                    | <b>0.000</b>                                     | –                          | –               | –               | –           | –           | –           | –           |
| 72 | Guinea                     | <b>0.000</b>  | –                                    | <b>0.000</b>                                     | –                          | –               | –               | –           | –           | –           | –           |
| 73 | Guinea-Bissau              | <b>0.000</b>  | –                                    | <b>0.000</b>                                     | –                          | –               | –               | –           | –           | –           | –           |
| 74 | Guyana                     | <b>0.000</b>  | –                                    | <b>0.000</b>                                     | –                          | –               | –               | –           | –           | –           | –           |
| 75 | Haiti                      | <b>0.000</b>  | –                                    | <b>0.000</b>                                     | –                          | –               | –               | –           | –           | –           | –           |
| 76 | Holy See                   | <b>0.000</b>  | –                                    | <b>0.000</b>                                     | –                          | –               | –               | –           | –           | –           | –           |
| 77 | Honduras                   | <b>0.000</b>  | –                                    | <b>0.000</b>                                     | –                          | –               | –               | –           | –           | –           | –           |
| 78 | Hungary                    | <b>0.265</b>  | <b>1 599</b>                         | <b>0.160</b>                                     | 1 581                      | 1 264           | 1 284           | 2 196       | 967         | 1 890       | 1 890       |
| 79 | Iceland                    | <b>0.000</b>  | –                                    | <b>0.000</b>                                     | –                          | –               | –               | –           | –           | –           | –           |
| 80 | India                      | <b>0.664</b>  | <b>4 003</b>                         | <b>0.734</b>                                     | 7 236                      | 5 784           | 5 878           | 10 054      | 4 425       | 8 645       | 8 645       |
| 81 | Indonesia                  | <b>0.345</b>  | <b>2 080</b>                         | <b>0.502</b>                                     | 4 948                      | 3 955           | 4 020           | 6 875       | 3 026       | 5 912       | 5 912       |
| 82 | Iran (Islamic Republic of) | <b>0.355</b>  | <b>2 140</b>                         | <b>0.469</b>                                     | 4 624                      | 3 696           | 3 756           | 6 425       | 2 828       | 5 525       | 5 525       |
| 83 | Iraq                       | <b>0.000</b>  | –                                    | <b>0.128</b>                                     | 1 266                      | 1 012           | 1 030           | 1 760       | 775         | 1 513       | 1 513       |
| 84 | Ireland                    | <b>0.417</b>  | <b>2 512</b>                         | <b>0.334</b>                                     | 3 289                      | 2 629           | 2 672           | 4 570       | 2 011       | 3 930       | 3 930       |
| 85 | Israel                     | <b>0.395</b>  | <b>2 380</b>                         | <b>0.428</b>                                     | 4 222                      | 3 375           | 3 430           | 5 866       | 2 582       | 5 044       | 5 044       |
| 86 | Italy                      | <b>4.433</b>  | <b>26 733</b>                        | <b>3.732</b>                                     | 36 797                     | 29 414          | 29 892          | 51 128      | 22 504      | 43 965      | 43 965      |
| 87 | Jamaica                    | <b>0.000</b>  | –                                    | <b>0.000</b>                                     | –                          | –               | –               | –           | –           | –           | –           |
| 88 | Japan                      | <b>10.797</b>   | <b>65 108</b>                        | <b>9.639</b>                                     | 95 036                     | 75 968          | 77 203          | 132 049     | 58 120      | 113 550     | 113 550     |

|     | <i>Name of party</i>             | <i>2017 adjusted United Nations scale of contributions*</i> | <i>2017 contributions by parties</i> | <i>Adjusted United Nations scale 2018–2020**</i> | Option 1                   | Option 2    | Option 3    |             |             |             |             |
|-----|----------------------------------|---|--------------------------------------|--|----------------------------|-------------|-------------|-------------|-------------|-------------|-------------|
|     |                                  |   |                                      |  | <i>2018, 2019 and 2020</i> | <i>2018</i> | <i>2019</i> | <i>2020</i> | <i>2018</i> | <i>2019</i> | <i>2020</i> |
| 89  | Jordan                           | 0.000   | –                                    | 0.000  | –                          | –           | –           | –           | –           | –           | –           |
| 90  | Kazakhstan                       | 0.121   | 727                                  | 0.190  | 1 875                      | 1 499       | 1 523       | 2 606       | 1 147       | 2 240       | 2 240       |
| 91  | Kenya                            | 0.000   | –                                    | 0.000  | –                          | –           | –           | –           | –           | –           | –           |
| 92  | Kiribati                         | 0.000   | –                                    | 0.000  | –                          | –           | –           | –           | –           | –           | –           |
| 93  | Kuwait                           | 0.272   | 1 641                                | 0.284  | 2 798                      | 2 237       | 2 273       | 3 888       | 1 711       | 3 343       | 3 343       |
| 94  | Kyrgyzstan                       | 0.000   | –                                    | 0.000  | –                          | –           | –           | –           | –           | –           | –           |
| 95  | Lao People's Democratic Republic | 0.000   | –                                    | 0.000  | –                          | –           | –           | –           | –           | –           | –           |
| 96  | Latvia                           | 0.000   | –                                    | 0.000  | –                          | –           | –           | –           | –           | –           | –           |
| 97  | Lebanon                          | 0.000   | –                                    | 0.000  | –                          | –           | –           | –           | –           | –           | –           |
| 98  | Lesotho                          | 0.000   | –                                    | 0.000  | –                          | –           | –           | –           | –           | –           | –           |
| 99  | Liberia                          | 0.000   | –                                    | 0.000  | –                          | –           | –           | –           | –           | –           | –           |
| 100 | Libya                            | 0.142   | 853                                  | 0.124  | 1 227                      | 981         | 997         | 1 705       | 750         | 1 466       | 1 466       |
| 101 | Liechtenstein                    | 0.000   | –                                    | 0.000  | –                          | –           | –           | –           | –           | –           | –           |
| 102 | Lithuania                        | 0.000   | –                                    | 0.000  | –                          | –           | –           | –           | –           | –           | –           |
| 103 | Luxembourg                       | 0.000   | –                                    | 0.000  | –                          | –           | –           | –           | –           | –           | –           |
| 104 | Madagascar                       | 0.000   | –                                    | 0.000  | –                          | –           | –           | –           | –           | –           | –           |
| 105 | Malawi                           | 0.000   | –                                    | 0.000  | –                          | –           | –           | –           | –           | –           | –           |
| 106 | Malaysia                         | 0.280   | 1 689                                | 0.321  | 3 161                      | 2 527       | 2 568       | 4 393       | 1 933       | 3 777       | 3 777       |
| 107 | Maldives                         | 0.000   | –                                    | 0.000  | –                          | –           | –           | –           | –           | –           | –           |
| 108 | Mali                             | 0.000   | –                                    | 0.000  | –                          | –           | –           | –           | –           | –           | –           |
| 109 | Malta                            | 0.000   | –                                    | 0.000  | –                          | –           | –           | –           | –           | –           | –           |
| 110 | Marshall Islands                 | 0.000   | –                                    | 0.000  | –                          | –           | –           | –           | –           | –           | –           |
| 111 | Mauritania                       | 0.000   | –                                    | 0.000  | –                          | –           | –           | –           | –           | –           | –           |
| 112 | Mauritius                        | 0.000   | –                                    | 0.000  | –                          | –           | –           | –           | –           | –           | –           |
| 113 | Mexico                           | 1.836   | 11 071                               | 1.429  | 14 089                     | 11 262      | 11 445      | 19 575      | 8 616       | 16 833      | 16 833      |
| 114 | Micronesia (Federated States of) | 0.000   | –                                    | 0.000  | –                          | –           | –           | –           | –           | –           | –           |
| 115 | Monaco                           | 0.000   | –                                    | 0.000  | –                          | –           | –           | –           | –           | –           | –           |
| 116 | Mongolia                         | 0.000   | –                                    | 0.000  | –                          | –           | –           | –           | –           | –           | –           |
| 117 | Montenegro                       | 0.000   | –                                    | 0.000  | –                          | –           | –           | –           | –           | –           | –           |
| 118 | Morocco                          | 0.000   | –                                    | 0.000  | –                          | –           | –           | –           | –           | –           | –           |
| 119 | Mozambique                       | 0.000   | –                                    | 0.000  | –                          | –           | –           | –           | –           | –           | –           |

|     | <i>Name of party</i>             | <i>2017 adjusted United Nations scale of contributions*</i> | <i>2017 contributions by parties</i> | <i>Adjusted United Nations scale 2018–2020**</i> | <b>Option 1</b>            |             | <b>Option 2</b> |             | <b>Option 3</b> |             |             |
|-----|----------------------------------|---|--------------------------------------|--|----------------------------|-------------|-----------------|-------------|-----------------|-------------|-------------|
|     |                                  |   |                                      |  | <i>2018, 2019 and 2020</i> | <i>2018</i> | <i>2019</i>     | <i>2020</i> | <i>2018</i>     | <i>2019</i> | <i>2020</i> |
| 120 | Myanmar                          | <b>0.000</b>  | –                                    | <b>0.000</b>                                     | –                          | –           | –               | –           | –               | –           | –           |
| 121 | Namibia                          | <b>0.000</b>  | –                                    | <b>0.000</b>                                     | –                          | –           | –               | –           | –               | –           | –           |
| 122 | Nauru                            | <b>0.000</b>  | –                                    | <b>0.000</b>                                     | –                          | –           | –               | –           | –               | –           | –           |
| 123 | Nepal                            | <b>0.000</b>  | –                                    | <b>0.000</b>                                     | –                          | –           | –               | –           | –               | –           | –           |
| 124 | Netherlands                      | <b>1.649</b>  | <b>9 941</b>                         | <b>1.476</b>                                     | 14 550                     | 11 631      | 11 820          | 20 217      | 8 898           | 17 384      | 17 384      |
| 125 | New Zealand                      | <b>0.252</b>  | <b>1 521</b>                         | <b>0.267</b>                                     | 2 631                      | 2 103       | 2 137           | 3 656       | 1 609           | 3 144       | 3 144       |
| 126 | Nicaragua                        | <b>0.000</b>  | –                                    | <b>0.000</b>                                     | –                          | –           | –               | –           | –               | –           | –           |
| 127 | Niger                            | <b>0.000</b>  | –                                    | <b>0.000</b>                                     | –                          | –           | –               | –           | –               | –           | –           |
| 128 | Nigeria                          | <b>0.000</b>  | –                                    | <b>0.208</b>                                     | 2 052                      | 1 640       | 1 667           | 2 851       | 1 255           | 2 452       | 2 452       |
| 129 | Niue                             | <b>0.000</b>  | –                                    | <b>0.000</b>                                     | –                          | –           | –               | –           | –               | –           | –           |
| 130 | Norway                           | <b>0.848</b>  | <b>5 115</b>                         | <b>0.845</b>                                     | 8 335                      | 6 663       | 6 771           | 11 582      | 5 098           | 9 959       | 9 959       |
| 131 | Oman                             | <b>0.102</b>  | <b>613</b>                           | <b>0.113</b>                                     | 1 109                      | 887         | 901             | 1 541       | 678             | 1 326       | 1 326       |
| 132 | Pakistan                         | <b>0.000</b>  | –                                    | <b>0.000</b>                                     | –                          | –           | –               | –           | –               | –           | –           |
| 133 | Palau                            | <b>0.000</b>  | –                                    | <b>0.000</b>                                     | –                          | –           | –               | –           | –               | –           | –           |
| 134 | Panama                           | <b>0.000</b>  | –                                    | <b>0.000</b>                                     | –                          | –           | –               | –           | –               | –           | –           |
| 135 | Papua New Guinea                 | <b>0.000</b>  | –                                    | <b>0.000</b>                                     | –                          | –           | –               | –           | –               | –           | –           |
| 136 | Paraguay                         | <b>0.000</b>  | –                                    | <b>0.000</b>                                     | –                          | –           | –               | –           | –               | –           | –           |
| 137 | Peru                             | <b>0.117</b>  | <b>703</b>                           | <b>0.135</b>                                     | 1 335                      | 1 067       | 1 085           | 1 855       | 817             | 1 595       | 1 595       |
| 138 | Philippines                      | <b>0.153</b>  | <b>926</b>                           | <b>0.164</b>                                     | 1 620                      | 1 295       | 1 316           | 2 251       | 990             | 1 936       | 1 936       |
| 139 | Poland                           | <b>0.918</b>  | <b>5 535</b>                         | <b>0.837</b>                                     | 8 257                      | 6 600       | 6 707           | 11 472      | 5 050           | 9 865       | 9 865       |
| 140 | Portugal                         | <b>0.472</b>  | <b>2 849</b>                         | <b>0.390</b>                                     | 3 849                      | 3 076       | 3 126           | 5 347       | 2 354           | 4 598       | 4 598       |
| 141 | Qatar                            | <b>0.208</b>  | <b>1 256</b>                         | <b>0.268</b>                                     | 2 641                      | 2 111       | 2 145           | 3 670       | 1 615           | 3 155       | 3 155       |
| 142 | Republic of Korea                | <b>1.987</b>  | <b>11 984</b>                        | <b>2.030</b>                                     | 20 018                     | 16 002      | 16 262          | 27 815      | 12 243          | 23 918      | 23 918      |
| 143 | Republic of Moldova              | <b>0.000</b>  | –                                    | <b>0.000</b>                                     | –                          | –           | –               | –           | –               | –           | –           |
| 144 | Romania                          | <b>0.225</b>  | <b>1 358</b>                         | <b>0.183</b>                                     | 1 806                      | 1 444       | 1 467           | 2 510       | 1 105           | 2 158       | 2 158       |
| 145 | Russian Federation               | <b>2.430</b>  | <b>14 653</b>                        | <b>3.075</b>                                     | 30 317                     | 24 234      | 24 628          | 42 125      | 18 541          | 36 223      | 36 223      |
| 146 | Rwanda                           | <b>0.000</b>  | –                                    | <b>0.000</b>                                     | –                          | –           | –               | –           | –               | –           | –           |
| 147 | Saint Kitts and Nevis            | <b>0.000</b>  | –                                    | <b>0.000</b>                                     | –                          | –           | –               | –           | –               | –           | –           |
| 148 | Saint Lucia                      | <b>0.000</b>  | –                                    | <b>0.000</b>                                     | –                          | –           | –               | –           | –               | –           | –           |
| 149 | Saint Vincent and the Grenadines | <b>0.000</b>  | –                                    | <b>0.000</b>                                     | –                          | –           | –               | –           | –               | –           | –           |
| 150 | Samoa                            | <b>0.000</b>  | –                                    | <b>0.000</b>                                     | –                          | –           | –               | –           | –               | –           | –           |



|     | <i>Name of party</i>                      | <i>2017 adjusted United Nations scale of contributions*</i> | <i>2017 contributions by parties</i> | <i>Adjusted United Nations scale 2018–2020**</i> | <b>Option 1</b>            |             | <b>Option 2</b> |             | <b>Option 3</b> |             |             |
|-----|---|---|--------------------------------------|--|----------------------------|-------------|-----------------|-------------|-----------------|-------------|-------------|
|     |   |   |                                      |  | <i>2018, 2019 and 2020</i> | <i>2018</i> | <i>2019</i>     | <i>2020</i> | <i>2018</i>     | <i>2019</i> | <i>2020</i> |
| 151 | San Marino                                | <b>0.000</b>  | –                                    | <b>0.000</b>                                     | –                          | –           | –               | –           | –               | –           | –           |
| 152 | Sao Tome and Principe                     | <b>0.000</b>  | –                                    | <b>0.000</b>                                     | –                          | –           | –               | –           | –               | –           | –           |
| 153 | Saudi Arabia                              | <b>0.861</b>  | <b>5 193</b>                         | <b>1.141</b>                                     | 11 251                     | 8 994       | 9 140           | 15 633      | 6 881           | 13 443      | 13 443      |
| 154 | Senegal                                   | <b>0.000</b>  | –                                    | <b>0.000</b>                                     | –                          | –           | –               | –           | –               | –           | –           |
| 155 | Serbia                                    | <b>0.000</b>  | –                                    | <b>0.000</b>                                     | –                          | –           | –               | –           | –               | –           | –           |
| 156 | Seychelles                                | <b>0.000</b>  | –                                    | <b>0.000</b>                                     | –                          | –           | –               | –           | –               | –           | –           |
| 157 | Sierra Leone                              | <b>0.000</b>  | –                                    | <b>0.000</b>                                     | –                          | –           | –               | –           | –               | –           | –           |
| 158 | Singapore                                 | <b>0.383</b>  | <b>2 308</b>                         | <b>0.445</b>                                     | 4 389                      | 3 508       | 3 565           | 6 098       | 2 684           | 5 243       | 5 243       |
| 159 | Slovakia                                  | <b>0.170</b>  | <b>1 028</b>                         | <b>0.159</b>                                     | 1 571                      | 1 256       | 1 276           | 2 183       | 960             | 1 877       | 1 877       |
| 160 | Slovenia                                  | <b>0.000</b>  | –                                    | <b>0.000</b>                                     | –                          | –           | –               | –           | –               | –           | –           |
| 161 | Solomon Islands                           | <b>0.000</b>  | –                                    | <b>0.000</b>                                     | –                          | –           | –               | –           | –               | –           | –           |
| 162 | Somalia                                   | <b>0.000</b>  | –                                    | <b>0.000</b>                                     | –                          | –           | –               | –           | –               | –           | –           |
| 163 | South Africa                              | <b>0.371</b>  | <b>2 236</b>                         | <b>0.362</b>                                     | 3 574                      | 2 857       | 2 903           | 4 965       | 2 186           | 4 270       | 4 270       |
| 164 | South Sudan                               | <b>0.000</b>  | –                                    | <b>0.000</b>                                     | –                          | –           | –               | –           | –               | –           | –           |
| 165 | Spain                                     | <b>2.963</b>  | <b>17 868</b>                        | <b>2.433</b>                                     | 23 985                     | 19 172      | 19 484          | 33 326      | 14 668          | 28 657      | 28 657      |
| 166 | Sri Lanka                                 | <b>0.000</b>  | –                                    | <b>0.000</b>                                     | –                          | –           | –               | –           | –               | –           | –           |
| 167 | Sudan                                     | <b>0.000</b>  | –                                    | <b>0.000</b>                                     | –                          | –           | –               | –           | –               | –           | –           |
| 168 | Suriname                                  | <b>0.000</b>  | –                                    | <b>0.000</b>                                     | –                          | –           | –               | –           | –               | –           | –           |
| 169 | Swaziland                                 | <b>0.000</b>  | –                                    | <b>0.000</b>                                     | –                          | –           | –               | –           | –               | –           | –           |
| 170 | Sweden                                    | <b>0.957</b>  | <b>5 770</b>                         | <b>0.952</b>                                     | 9 386                      | 7 503       | 7 625           | 13 041      | 5 740           | 11 214      | 11 214      |
| 171 | Switzerland                               | <b>1.044</b>  | <b>6 293</b>                         | <b>1.135</b>                                     | 11 192                     | 8 947       | 9 092           | 15 551      | 6 845           | 13 373      | 13 373      |
| 172 | Syrian Arab Republic                      | <b>0.000</b>  | –                                    | <b>0.000</b>                                     | –                          | –           | –               | –           | –               | –           | –           |
| 173 | Tajikistan                                | <b>0.000</b>  | –                                    | <b>0.000</b>                                     | –                          | –           | –               | –           | –               | –           | –           |
| 174 | Thailand                                  | <b>0.238</b>  | <b>1 436</b>                         | <b>0.290</b>                                     | 2 857                      | 2 284       | 2 321           | 3 970       | 1 747           | 3 414       | 3 414       |
| 175 | The former Yugoslav Republic of Macedonia | <b>0.000</b>  | –                                    | <b>0.000</b>                                     | –                          | –           | –               | –           | –               | –           | –           |
| 176 | Timor-Leste                               | <b>0.000</b>  | –                                    | <b>0.000</b>                                     | –                          | –           | –               | –           | –               | –           | –           |
| 177 | Togo                                      | <b>0.000</b>  | –                                    | <b>0.000</b>                                     | –                          | –           | –               | –           | –               | –           | –           |
| 178 | Tonga                                     | <b>0.000</b>  | –                                    | <b>0.000</b>                                     | –                          | –           | –               | –           | –               | –           | –           |
| 179 | Trinidad and Tobago                       | <b>0.000</b>  | –                                    | <b>0.000</b>                                     | –                          | –           | –               | –           | –               | –           | –           |
| 180 | Tunisia                                   | <b>0.000</b>  | –                                    | <b>0.000</b>                                     | –                          | –           | –               | –           | –               | –           | –           |
| 181 | Turkey                                    | <b>1.324</b>  | <b>7 982</b>                         | <b>1.014</b>                                     | 9 995                      | 7 989       | 8 120           | 13 887      | 6 112           | 11 941      | 11 941      |

| Name of party | 2017 adjusted<br>United Nations<br>scale of<br>contributions* | 2017<br>contributions<br>by parties | Adjusted<br>United Nations<br>scale<br>2018–2020** | Option 1               | Option 2       | Option 3       |                |                  |                |                  |                  |
|---------------|---|-------------------------------------|--|------------------------|----------------|----------------|----------------|------------------|----------------|------------------|------------------|
|               |   |                                     |  | 2018, 2019<br>and 2020 | 2018           | 2019           | 2020           | 2018             | 2019           | 2020             |                  |
| 182           | Turkmenistan  | 0.000                               | –  | 0.000                  | –              | –              | –              | –                | –              | –                | –                |
| 183           | Tuvalu  | 0.000                               | –  | 0.000                  | –              | –              | –              | –                | –              | –                | –                |
| 184           | Uganda  | 0.000                               | –  | 0.000                  | –              | –              | –              | –                | –              | –                | –                |
| 185           | Ukraine   | 0.000                               | –  | 0.103                  | 1 011          | 808            | 821            | 1 405            | 618            | 1 208            | 1 208            |
| 186           | United Arab Emirates  | 0.593                               | 3 576  | 0.601                  | 5 930          | 4 740          | 4 817          | 8 239            | 3 627          | 7 085            | 7 085            |
| 187           | United Kingdom of Great<br>Britain and Northern<br>Ireland    | 5.162                               | 31 127   | 4.444                  | 43 817         | 35 025         | 35 595         | 60 882           | 26 797         | 52 353           | 52 353           |
| 188           | United Republic of<br>Tanzania                                | 0.000                               | –  | 0.000                  | –              | –              | –              | –                | –              | –                | –                |
| 189           | United States of America                                      | 21.928                              | 132 224  | 21.906                 | 215 991        | 172 654        | 175 461        | 300 112          | 132 092        | 258 068          | 258 068          |
| 190           | Uruguay   | 0.000                               | –  | 0.000                  | –              | –              | –              | –                | –              | –                | –                |
| 191           | Uzbekistan  | 0.000                               | –  | 0.000                  | –              | –              | –              | –                | –              | –                | –                |
| 192           | Vanuatu   | 0.000                               | –  | 0.000                  | –              | –              | –              | –                | –              | –                | –                |
| 193           | Venezuela (Bolivarian<br>Republic of)                         | 0.625                               | 3 768  | 0.569                  | 5 606          | 4 481          | 4 554          | 7 788            | 3 428          | 6 698            | 6 698            |
| 194           | Viet Nam  | 0.000                               | –  | 0.000                  | –              | –              | –              | –                | –              | –                | –                |
| 195           | Yemen   | 0.000                               | –  | 0.000                  | –              | –              | –              | –                | –              | –                | –                |
| 196           | Zambia  | 0.000                               | –  | 0.000                  | –              | –              | –              | –                | –              | –                | –                |
| 197           | Zimbabwe  | 0.000                               | –  | 0.000                  | –              | –              | –              | –                | –              | –                | –                |
| <b>Total</b>  |   | <b>100.000</b>                      | <b>603 000</b>                                     | <b>100.000</b>         | <b>986 000</b> | <b>788 167</b> | <b>800 981</b> | <b>1 370 010</b> | <b>603 000</b> | <b>1 178 079</b> | <b>1 178 079</b> |

Option 1: Level of assessed voluntary contributions for 2018, 2019 and 2020 equal to the average of the proposed budgets for the three years.

Option 2: Level of assessed voluntary contributions for 2018, 2019 and 2020 equal to the proposed budgets for each of the years.

Option 3: Level of assessed voluntary contributions for 2018 maintained at the 2017 level (\$603,000) and the contributions for 2019 and 2020 each equal to half the difference between the total budget for the three years and \$603,000 (\$1,178,079).

\*Based on the United Nations General Assembly resolution 67/238 on the scale of assessments for the apportionment of the expenses of the United Nations.

\*\*Based on United Nations General Assembly resolution 70/245 on the scale of assessments for the apportionment of the expenses of the United Nations.