



Distr.: General

28 June 2021

Original: English



**United Nations
Environment
Programme**

**Conference of the Parties to the
Vienna Convention for the Protection
of the Ozone Layer
Twelfth meeting (part II)**

Online, 23–29 October 2021

Item 3 of the provisional agenda for
the preparatory segment*

**Financial reports and budgets of the trust funds for the
Vienna Convention and the Montreal Protocol**

Proposed revision to the approved budget for 2021 and proposed budgets for the triennium 2022–2024 of the Trust Fund for the Vienna Convention for the Protection of the Ozone Layer

Note by the Secretariat

I. Introduction

1. The present note sets out the proposed revision to the approved budget for 2021 and the proposed budgets for the triennium 2022–2024 of the Trust Fund for the Vienna Convention for the Protection of the Ozone Layer. Section II of the present note describes the impact of the coronavirus disease (COVID-19) pandemic on the budgets, section III provides details on the budgets, section IV outlines the cash balance projections and funding options and section V presents key observations for the parties' consideration. Annex I to the present note sets out the detailed budgets, annex II contains the organization chart and staffing table for the Secretariat, and annex III sets out the scale of contributions by the parties for the triennium 2022–2024 based on the funding options discussed in section IV.

2. The proposed revised budget for 2021 and the proposed budgets for the triennium 2022–2024 have been reviewed by the United Nations Environment Programme and endorsed as complying with paragraph 17 of the terms of reference for the administration of the Trust Fund for the Vienna Convention.

3. Throughout the present note, all references to dollars (\$) are to United States dollars.

* UNEP/OzL.Conv.12(II)/1–UNEP/OzL.Pro.33/1.

II. Impact of the coronavirus disease pandemic on budget implementation

4. In 2020, ozone treaty meetings with reduced agendas were held online, resulting in savings on conference services costs and international travel.¹ The meetings planned for the first half of 2021 were also held online,² with selected agenda items considered.

5. Meetings of the Conference of the Parties to the Vienna Convention and its bureau and of the Ozone Research Managers are convened on a triennial basis, with 2020 being a year when such meetings should have been held. Because of the pandemic, the eleventh meeting of the Ozone Research Managers and the twelfth meeting of the Conference of the Parties were divided into two parts, with the first part convened in 2020 and the second part to take place in 2021. Issues under session 4 of the agenda of the eleventh meeting of the Ozone Research Managers were considered during part I of the meeting, held online on 7 and 8 October 2020.³ At part I of its twelfth meeting, the Conference of the Parties considered and approved only the 2021 budget of the Trust Fund for the Vienna Convention, thereby setting a new triennium cycle that will cover the period 2022–2024 instead of 2021–2023. Part II of the eleventh meeting of the Ozone Research Managers will be held online from 19 to 23 July 2021.

6. The combined twelfth meeting of the Conference of the Parties to the Vienna Convention (part II) and Thirty-Third Meeting of the Parties to the Montreal Protocol was scheduled to take place from 25 to 29 October 2021. Given the continuing restrictions on international travel and large gatherings, a decision to convene the combined meeting online was taken and communicated to the parties.⁴ To address prioritized agenda items, the combined meeting will be extended by two days and there will be briefing and informal meetings during the preparatory period between 5 and 18 October 2021. In the present note, the revised budget for 2021 and the level of contributions for 2022 are based on the expectation that the combined meeting will be held online from 23 to 29 October and associated briefing and informal meetings from 5 to 18 October 2021.

7. Funding options for the triennium, taking into account the impact of the pandemic as described above, are presented in section IV.

III. Budgets for 2021 and the triennium 2022–2024

A. Revised budget for 2021

8. The proposed revised budget for 2021, amounting to \$1,083,488, is \$286,512 less than the approved budget of \$1,370,000. The reasons for the reduction are as follows:

(a) An unspent budget of \$38,550 for staff costs based on the actual costs of the previous Executive Secretary at the D-2 level for three months (first quarter of 2021); the unspent budget for the second quarter of 2021 is not reflected in the revised budget and has instead been retained to cover the onboarding of the Communications Officer, the actual costs being unknown at the time the budget document was prepared;

(b) An unspent budget of \$15,000 under the meetings costs category, consisting for hospitality, due to the meetings being held online. In line with paragraph 6 above, the approved budget for the twelfth meeting of the Conference of the Parties (part II) is being retained in full to cater for the additional days for the meeting;

(c) An unspent budget of \$180,000 for the physical participation of parties operating under paragraph 1 of Article 5 (Article 5 parties);

(d) An unspent budget of \$20,000 for staff travel on official business, with \$10,000 being retained as a buffer for any unforeseen official travel;

(e) In the light of subparagraphs (a) to (d) above, a corresponding decrease of \$32,962 in programme support costs.

¹ UNEP/OzL.Conv.12(I)/5–UNEP/OzL.Pro.32/5.

² See the letter by the Secretariat dated 6 April 2021 setting out the contingency plan for ozone treaty meetings.

³ See <https://ozone.unep.org/meetings/11th-meeting-ozone-research-managers>.

⁴ See the letter by the Secretariat dated 28 June 2021 setting out the contingency plan for ozone treaty meetings (<https://ozone.unep.org/update-contingency-plan-meetings-ozone-treaties-2021>).

9. A further update on budget performance, status of contributions, and the cash balance as at 30 September 2021 will be provided in the information document UNEP/OzL.Conv.12(II)/INF/2–UNEP/OzL.Pro.33/INF/2.

B. Proposed budgets for the triennium 2022–2024

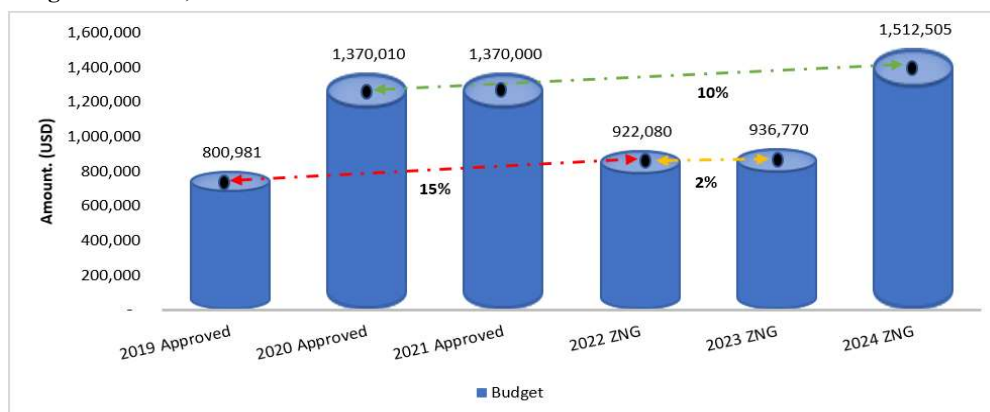
10. In paragraph 11 of decision XII/2, the parties requested the Secretariat to present two budget scenarios and work programmes based on the projected needs for the triennium in:

- (a) A zero nominal growth budget scenario;
- (b) A scenario based on further recommended adjustments to the first scenario and the added costs or savings related thereto.

11. As the budget has very limited expenditure categories, the Secretariat does not see much scope for adjusting the costs from one category to another in a given year to arrive at different scenarios. For instance, the budget for 2022 in comparison with the approved budget for 2019, both being years without meetings of the Conference of the Parties, differs mainly on the staff costs category stemming from annual inflation and the request to establish the post of Information Technology Officer at the P-3 level. In addition, over the past 10 years, the Secretariat has spent less than the approved yearly budgets and yet delivered fully on its mandate from the parties. The Secretariat has carefully reviewed its needs and is of the view that they are well reflected in the single budget scenario presented for each year of the triennium.

12. The budget for 2022 is 15 per cent higher than the 2019 budget – the most recent past year with no meetings – while the 2023 budget is 2 per cent higher than the 2022 budget. The budget for 2024 is 10 per cent higher than the budget for the most recent years with meetings (2020 and 2021). Figure 1 shows the comparison with the approved budgets for 2019, 2020 and 2021.

Figure 1
Comparison between the proposed budget for the triennium 2022–2024 and the approved budgets for 2019, 2020 and 2021



Abbreviation: ZNG – zero nominal growth.

13. The movements among the different cost categories across the triennium are as follows:

(a) Employee salaries, allowances, and benefits in 2022 reflect a 2 per cent inflationary increase plus 50 per cent of the cost of an Information Technology Officer at the P-3 level, as explained in para 15 (a) (ii) of document UNEP/OzL.Pro.33/4. The 2 per cent increases in 2023 and 2024 stem from the provision for inflation.

(b) Conference services costs of \$317,000 and participation costs of \$180,000 for Article 5 parties for the meetings of the Ozone Research Managers and the Conference of the Parties and its bureau in 2024 are at a level comparable to those of 2020 and 2021, both being years in which similar meetings were budgeted for.

(c) Staff travel costs are maintained at \$30,000 for all three years.

(d) In 2024, costs for rental of premises are \$1,000 higher to account for inflation, and reporting costs are \$7,500 higher to provide for the meetings noted in paragraph (b) above, with total other operating costs still lower than in 2021.

(e) Sundry costs, which cover Ozone Day commemorations, communications, and freight expenses, have been maintained at \$35,000 for all three years.

IV. Cash balance projections and funding options for the triennium 2022–2024

14. At its eleventh meeting and part I of its twelfth meeting, the Conference of the Parties approved contributions of \$986,000 for 2020 (decision XI/3, para. 5) and for 2021 (decision XII/2, para. 3), less than the approved budgets (\$1,370,000) for those years, on the understanding that the Secretariat would cover the difference between actual expenditures and contributions in any given year by drawing down from the cash balance. Total contributions received in 2020 were \$1,096,399. Because of the pandemic, meetings were held online and related travel expenses were not incurred, which resulted in a low level of expenditure of \$752,713. The cash balance as at 31 December 2020 was \$1,869,922 against the forecast of \$2,040,997.

15. In 2021, the Secretariat expects to receive 100 per cent of the approved contributions for the year, which may include receipts against outstanding contributions from previous years. Taking into account the proposed revised budget of \$1,083,488 (section III.A), the Secretariat foresees a cash balance of \$1,772,434 at year’s end (see table 1).

Table 1
Forecast of receipts, expenditures and cash balance for 2021
(United States dollars)

<i>Description</i>	<i>Amount</i>
Cash balance on 31 December 2020	1 869 922
Add: Estimated receipts in 2021	986 000
Less: Estimated expenditures in 2021	1 083 488
Cash balance on 31 December 2021	1 772 434

16. Taking into account the impact of the COVID-19 pandemic on 2021 activities, which will cause portions of the budget to remain unspent, the following two funding options for the 2022 budget are suggested:

(a) Option 1: reduce the proposed budget by 70 per cent of the anticipated unspent portion of the budget for meeting costs and meeting-related travel in 2021, as shown in table 2, resulting in expected contributions of \$752,015, 24 per cent less than the approved contributions for 2021.

(b) Option 2: reduce the proposed budget by 100 per cent of the unspent portion shown in table 2, resulting in expected contributions of \$679,130, 31 per cent less than the approved contributions for 2021.

17. Parties may wish to consider the two options for contribution levels, bearing in mind the year-to-year fluctuations in parties’ contributions and the need for stability in the cash balance over the triennium while still reducing it.

Table 2
Unspent budget for meeting costs and meeting-related travel in 2021
 (United States dollars)

<i>Cost category</i>	<i>Approved budget</i>	<i>Estimated expenditure</i>	<i>Unspent budget</i>
Meeting costs			
Conference Services costs: Conference of the Parties	252 000	252 000	–
Conference Services costs: Bureau	20 000	20 000	–
Conference Services costs: Ozone Research Managers	7 000	7 000	–
Hospitality	15 000	–	15 000
Subtotal: meeting costs	294 000	279 000	15 000
Travel of Article 5 parties			
Bureau meetings	20 000	–	20 000
Ozone Research Managers meeting	160 000	–	160 000
Subtotal: travel of Article 5 parties	180 000	–	180 000
Staff travel on official business	30 000	10 000	20 000
Total direct costs	504 000	289 000	215 000
Programme support costs (13 per cent)	65 520	37 570	27 950
Total including programme support costs	569 520	326 570	242 950

18. In line with the consideration noted in paragraph 16, and given that budgets and contributions are approved on a triennial basis, necessitating an adequate cash balance throughout the triennium, the Secretariat proposes that:

(a) 2023 contributions be maintained at the same level as 2019, namely \$863,000, which is 15 per cent higher than option 1 and 27 per cent higher than option 2 proposed for 2022 contributions;

(b) 2024 contributions be maintained at the same level as 2020 and 2021, namely \$986,000, which is 14 per cent higher than proposed 2023 contributions; 2020, 2021, and 2024 are all years when meetings of the Vienna Convention are held.

19. Annex III presents the scale of contributions by parties for the triennium 2022–2024, with two options for 2022. Table 3 shows the forecast year-end cash balances for the triennium and figure 2 depicts the evolution of the year-end cash balance over the period 2014–2024, with amounts for the period 2021–2024 being forecasts. The forecasts have been calculated based on the following assumptions:

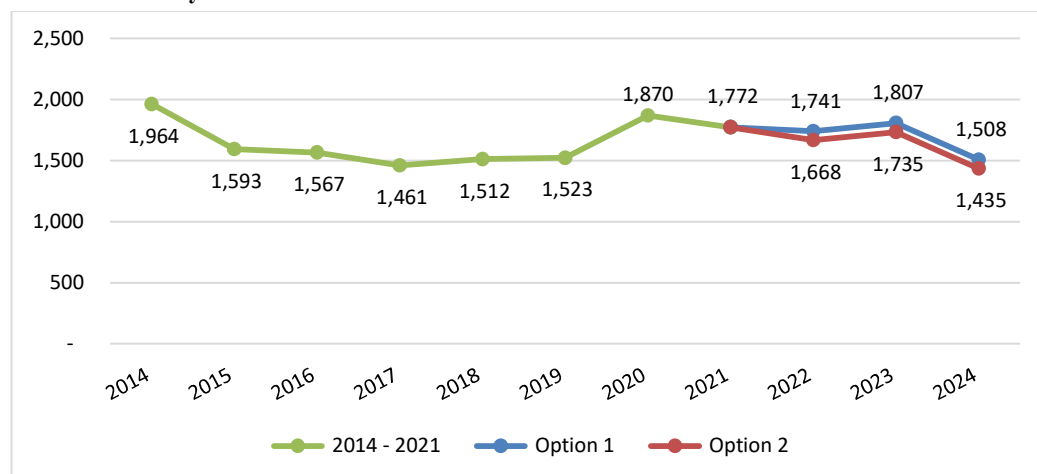
(a) Contributions will be received at the level of approved contributions for the year, which may include receipts against prior year outstanding contributions.

(b) Expenditures will be at the level of 85 per cent of the approved budget.

Table 3
Forecast year-end cash balances for the triennium 2022–2024
 (United States dollars)

	2022		2023		2024	
	<i>Option 1</i>	<i>Option 2</i>	<i>Option 1</i>	<i>Option 2</i>	<i>Option 1</i>	<i>Option 2</i>
<i>Zero Nominal Growth budget</i>	922 080	922 080	936 770	936 770	1 512 505	1 512 505
Cash balance on 31 December	1 772 434	1 772 434	1 740 681	1 667 796	1 807 426	1 734 541
Add: contributions at 100% of the expected amount	752 015	679 130	863 000	863 000	986 000	986 000
Less: expenses at 85% of the budget	783 768	783 768	796 255	796 255	1 285 629	1 285 629
Cash balance on 31 December	1 740 681	1 667 796	1 807 426	1 734 541	1 507 797	1 434 912

Figure 2
Evolution of the year-end cash balance



V. Key observations

20. Parties may wish to consider the following key observations during their deliberations:

(a) Given the limited number of expenditure categories in the budget and the small incremental costs that would constitute a scenario based on further recommended adjustments, only one budget scenario has been prepared for each year of the triennium.

(b) The proposed budgets include a request to establish the post of Information Technology Officer at the P-3 level, which the Secretariat believes will contribute to the efficiency, efficacy and independence of its operations in the domain of information technology. The post is proposed to be funded equally by the two trust funds of the ozone treaties.

(c) Two funding options have been presented for the first year of the triennium given the impact of the COVID-19 pandemic on 2021 activities.

(d) Contribution levels for 2023 and 2024 have been proposed with a view to minimizing fluctuations in the level of annual payments by parties and maintaining an adequate yet smaller cash balance during the years before the next meeting of the Conference of the Parties is convened.

(e) A further update on the 2021 budget performance, the status of contributions, and the cash balance as at 30 September 2021 will be provided for review by the parties in the note by the Secretariat on the matter (UNEP/OzL.Conv.12(II)/INF/2–UNEP/OzL.Pro.33/INF/2).

Annex I

Trust Fund for the Vienna Convention for the Protection of the Ozone Layer: proposed revised budget for 2021 and proposed budgets for the triennium 2022–2024

Table 1
Summary of 2021 budget revision
 (United States dollars)

<i>Cost category</i>	<i>Approved 2021</i>	<i>Revised 2021</i>	<i>Difference</i>	<i>Percentage change</i>
Employee salaries, allowances, and benefits	602 000	563 450	(38 550)	(6)
Meeting costs	304 000	289 000	(15 000)	(5)
Meeting participation of Article 5 parties	180 000	–	(180 000)	(100)
Staff travel on official business	30 000	10 000	(20 000)	(67)
Other operating costs: supplies and consumables	96 389	96 389	–	–
Subtotal	1 212 389	958 839	(253 550)	(21)
Programme support costs (13 per cent)	157 611	124 649	(32 962)	(21)
Total	1 370 000	1 083 488	(286 512)	(21)

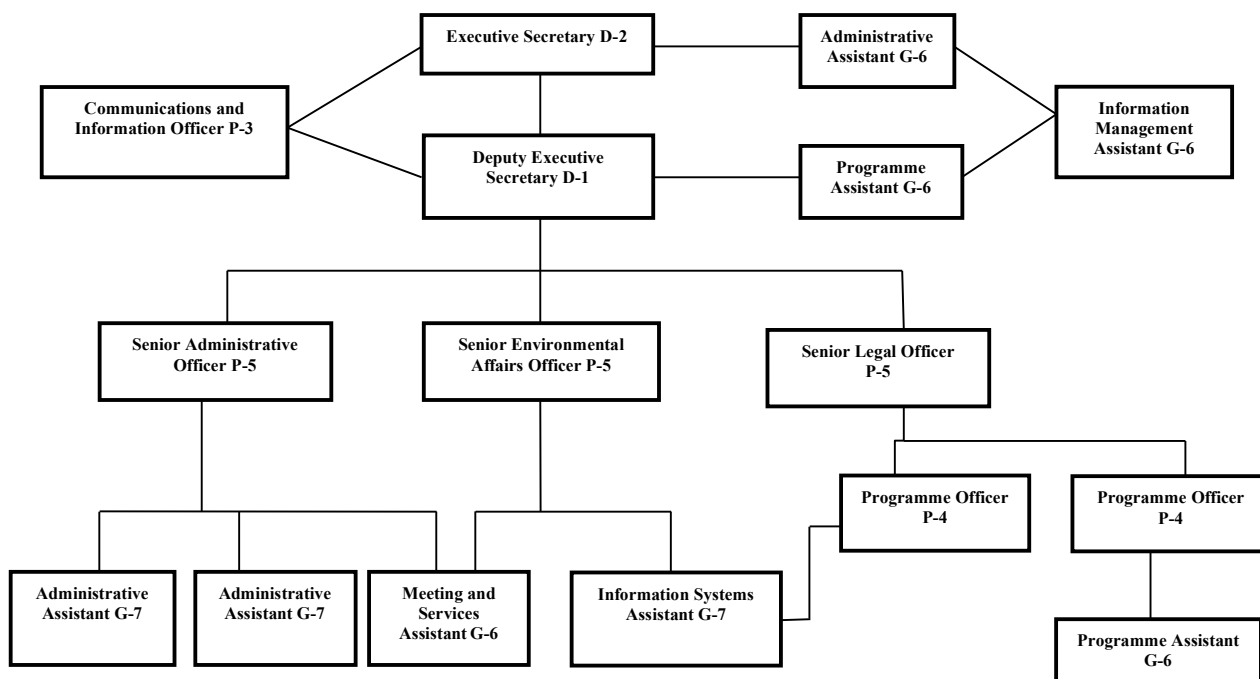
Table 2
Detailed budget proposals for 2021 and the triennium 2022–2024
 (United States dollars)

<i>Budget line</i>	<i>Cost category</i>	<i>Approved budget for 2021</i>	<i>Proposed revised budget for 2021</i>	<i>Zero nominal growth budget for 2022</i>	<i>Zero nominal growth budget for 2023</i>	<i>Zero nominal growth budget for 2024</i>
1000	Employee salaries, allowances and benefits	602 000	563 450	689 000	702 000	716 000
1300	Meeting costs					
1322	Conference Services costs: preparatory meetings and meetings of the parties	252 000	252 000	–	–	252 000
1324	Conference Services costs: Bureau meetings	20 000	20 000	–	–	20 000
1327	Conference Services costs: Ozone Research Managers meeting	7 000	7 000	–	–	20 000
1328	Promotional activities for the protection of the ozone layer	10 000	10 000	10 000	10 000	10 000
5401	Hospitality	15 000	–	–	–	15 000
	Subtotal: meeting costs	304 000	289 000	10 000	10 000	317 000
3300	Travel of Article 5 parties					
3304	Travel of Article 5 parties: Bureau meetings	20 000	–	–	–	20 000
3307	Travel of Article 5 parties: Ozone Research Managers meetings	160 000	–	–	–	160 000
	Subtotal: travel of Article 5 parties	180 000	–	–	–	180 000
1600	Staff travel on official business	30 000	10 000	30 000	30 000	30 000
4000–5000	Other operating costs					
4100	Expendable equipment	8 000	8 000	8 000	8 000	8 000
4200	Non-expendable equipment	10 000	10 000	10 000	10 000	10 000
4300	Rental of premises	19 000	19 000	19 000	19 000	20 000
5100	Operation and maintenance of equipment	10 000	10 000	10 000	10 000	10 000
5200	Reporting costs	12 500	12 500	5 000	5 000	12 500
5300	Sundry	36 889	36 889	35 000	35 000	35 000
	Subtotal: other operating costs	96 389	96 389	87 000	87 000	95 500
	Total direct costs	1 212 389	958 839	816 000	829 000	1 338 500
	Programme support costs (13 per cent)	157 611	124 649	106 080	107 770	174 005
	Grand total	1 370 000	1 083 488	922 080	936 770	1 512 505

Annex II

Ozone Secretariat organization chart and staffing table

Organization chart



Senior Management Team: Executive Secretary, Deputy Executive Secretary, Senior Legal Officer, Senior Environmental Affairs Officer and Senior Administrative Officer
Administrative and Management Team: Senior Administrative Officer and all General Service staff
Environmental affairs and assessment panels team: Senior Environmental Affairs Officer and Professional staff
Legal affairs and compliance team: Senior Legal Officer and Professional staff
Information technology team: Programme Officer, Information Management Assistant and Information Systems Assistant

Level	P.	GS	Total
D-2	1	–	1
D-1	1	–	1
P-5	3	–	3
P-4	2	–	2
P-3	1	–	1
GS	–	8	8
Total	8	8	16

Staffing table for posts funded by the Trust Fund for the Vienna Convention

Level	Professional and higher	General Service	Total
D-2 ^a	1	–	1
P-5 ^a	1	–	1
P-3	1	–	1
General Service ^b	–	4	4
Total	3	4	7

^a Funded 50 per cent by the Trust Fund for the Vienna Convention and 50 per cent by the Trust Fund for the Montreal Protocol on Substances that Deplete the Ozone Layer.

^b Two posts funded 100 per cent by the Trust Fund for the Vienna Convention and two posts funded 50 per cent by the Trust Fund for the Vienna Convention and 50 per cent by the Trust Fund for the Montreal Protocol.

Annex III

Proposed options for the scale of contributions by the parties to the Trust Fund for the Vienna Convention on the Protection of the Ozone Layer

(United States dollars)

<i>Name of party</i>	<i>Adjusted United Nations scale with 22 per cent maximum assessment rate considered</i>	<i>2022 contributions by parties Option 1</i>	<i>2022 contributions by parties Option 2</i>	<i>2023 contributions by parties</i>	<i>2024 contributions by parties</i>
1	Afghanistan	–	–	–	–
2	Albania	–	–	–	–
3	Algeria	0.138	1 034	934	1 187
4	Andorra	–	–	–	–
5	Angola	–	–	–	–
6	Antigua and Barbuda	–	–	–	–
7	Argentina	0.912	6 859	6 194	7 871
8	Armenia	–	–	–	–
9	Australia	2.203	16 567	14 961	19 012
10	Austria	0.675	5 075	4 583	5 824
11	Azerbaijan	–	–	–	–
12	Bahamas	–	–	–	–
13	Bahrain	–	–	–	–
14	Bangladesh	–	–	–	–
15	Barbados	–	–	–	–
16	Belarus	–	–	–	–
17	Belgium	0.818	6 154	5 558	7 063
18	Belize	–	–	–	–
19	Benin	–	–	–	–
20	Bhutan	–	–	–	–
21	Bolivia (Plurinational State of)	–	–	–	–
22	Bosnia and Herzegovina	–	–	–	–

	<i>Name of party</i>	<i>Adjusted United Nations scale with 22 per cent maximum assessment rate considered</i>	<i>2022 contributions by parties Option 1</i>	<i>2022 contributions by parties Option 2</i>	<i>2023 contributions by parties</i>	<i>2024 contributions by parties</i>
23	Botswana	–	–	–	–	–
24	Brazil	2.939	22 099	19 957	25 360	28 975
25	Brunei Darussalam	–	–	–	–	–
26	Bulgaria	–	–	–	–	–
27	Burkina Faso	–	–	–	–	–
28	Burundi	–	–	–	–	–
29	Cabo Verde	–	–	–	–	–
30	Cambodia	–	–	–	–	–
31	Cameroon	–	–	–	–	–
32	Canada	2.725	20 495	18 508	23 520	26 871
33	Central African Republic	–	–	–	–	–
34	Chad	–	–	–	–	–
35	Chile	0.406	3 051	2 755	3 501	4 000
36	China	11.967	89 992	81 270	103 274	117 993
37	Colombia	0.287	2 159	1 950	2 478	2 831
38	Comoros	–	–	–	–	–
39	Congo	–	–	–	–	–
40	Cook Islands	–	–	–	–	–
41	Costa Rica	–	–	–	–	–
42	Côte d'Ivoire	–	–	–	–	–
43	Croatia	–	–	–	–	–
44	Cuba	–	–	–	–	–
45	Cyprus	–	–	–	–	–
46	Czechia	0.310	2 331	2 105	2 675	3 057
47	Democratic People's Republic of Korea	–	–	–	–	–
48	Democratic Republic of the Congo	–	–	–	–	–
49	Denmark	0.552	4 153	3 750	4 766	5 445
50	Djibouti	–	–	–	–	–

<i>Name of party</i>	<i>Adjusted United Nations scale with 22 per cent maximum assessment rate considered</i>	<i>2022 contributions by parties Option 1</i>	<i>2022 contributions by parties Option 2</i>	<i>2023 contributions by parties</i>	<i>2024 contributions by parties</i>
51	Dominica	–	–	–	–
52	Dominican Republic	–	–	–	–
53	Ecuador	–	–	–	–
54	Egypt	0.185	1 394	1 259	1 600
55	El Salvador	–	–	–	–
56	Equatorial Guinea	–	–	–	–
57	Eritrea	–	–	–	–
58	Estonia	–	–	–	–
59	Eswatini	–	–	–	–
60	Ethiopia	–	–	–	–
61	European Union	2.492	18 741	16 924	21 506
62	Fiji	–	–	–	–
63	Finland	0.420	3 156	2 850	3 622
64	France	4.413	33 186	29 969	38 084
65	Gabon	–	–	–	–
66	Gambia	–	–	–	–
67	Georgia	–	–	–	–
68	Germany	6.071	45 652	41 228	52 390
69	Ghana	–	–	–	–
70	Greece	0.365	2 744	2 478	3 148
71	Grenada	–	–	–	–
72	Guatemala	–	–	–	–
73	Guinea	–	–	–	–
74	Guinea-Bissau	–	–	–	–
75	Guyana	–	–	–	–
76	Haiti	–	–	–	–
77	Holy See	–	–	–	–
78	Honduras	–	–	–	–

	<i>Name of party</i>	<i>Adjusted United Nations scale with 22 per cent maximum assessment rate considered</i>	<i>2022 contributions by parties Option 1</i>	<i>2022 contributions by parties Option 2</i>	<i>2023 contributions by parties</i>	<i>2024 contributions by parties</i>
79	Hungary	0.205	1 544	1 395	1 772	2 025
80	Iceland	–	–	–	–	–
81	India	0.831	6 252	5 646	7 175	8 197
82	Indonesia	0.541	4 071	3 676	4 671	5 337
83	Iran (Islamic Republic of)	0.397	2 984	2 694	3 424	3 912
84	Iraq	0.129	967	873	1 110	1 268
85	Ireland	0.370	2 781	2 512	3 192	3 646
86	Israel	0.488	3 673	3 317	4 215	4 816
87	Italy	3.296	24 790	22 387	28 449	32 503
88	Jamaica	–	–	–	–	–
89	Japan	8.537	64 198	57 976	73 672	84 173
90	Jordan	–	–	–	–	–
91	Kazakhstan	0.177	1 334	1 205	1 531	1 749
92	Kenya	–	–	–	–	–
93	Kiribati	–	–	–	–	–
94	Kuwait	0.251	1 889	1 706	2 168	2 477
95	Kyrgyzstan	–	–	–	–	–
96	Lao People's Democratic Republic	–	–	–	–	–
97	Latvia	–	–	–	–	–
98	Lebanon	–	–	–	–	–
99	Lesotho	–	–	–	–	–
100	Liberia	–	–	–	–	–
101	Libya	–	–	–	–	–
102	Liechtenstein	–	–	–	–	–
103	Lithuania	–	–	–	–	–
104	Luxembourg	–	–	–	–	–
105	Madagascar	–	–	–	–	–
106	Malawi	–	–	–	–	–

<i>Name of party</i>	<i>Adjusted United Nations scale with 22 per cent maximum assessment rate considered</i>	<i>2022 contributions by parties Option 1</i>	<i>2022 contributions by parties Option 2</i>	<i>2023 contributions by parties</i>	<i>2024 contributions by parties</i>
107 Malaysia	0.340	2 556	2 308	2 933	3 352
108 Maldives	–	–	–	–	–
109 Mali	–	–	–	–	–
110 Malta	–	–	–	–	–
111 Marshall Islands	–	–	–	–	–
112 Mauritania	–	–	–	–	–
113 Mauritius	–	–	–	–	–
114 Mexico	1.288	9 685	8 747	11 115	12 699
115 Micronesia (Federated States of)	–	–	–	–	–
116 Monaco	–	–	–	–	–
117 Mongolia	–	–	–	–	–
118 Montenegro	–	–	–	–	–
119 Morocco	–	–	–	–	–
120 Mozambique	–	–	–	–	–
121 Myanmar	–	–	–	–	–
122 Namibia	–	–	–	–	–
123 Nauru	–	–	–	–	–
124 Nepal	–	–	–	–	–
125 Netherlands	1.352	10 165	9 180	11 665	13 328
126 New Zealand	0.290	2 181	1 970	2 503	2 860
127 Nicaragua	–	–	–	–	–
128 Niger	–	–	–	–	–
129 Nigeria	0.249	1 874	1 692	2 151	2 457
130 Niue	–	–	–	–	–
131 North Macedonia	–	–	–	–	–
132 Norway	0.752	5 652	5 105	6 486	7 411
133 Oman	0.115	862	779	989	1 130
134 Pakistan	0.115	862	779	989	1 130

<i>Name of party</i>	<i>Adjusted United Nations scale with 22 per cent maximum assessment rate considered</i>	<i>2022 contributions by parties Option 1</i>	<i>2022 contributions by parties Option 2</i>	<i>2023 contributions by parties</i>	<i>2024 contributions by parties</i>
135 Palau	–	–	–	–	–
136 Panama	–	–	–	–	–
137 Papua New Guinea	–	–	–	–	–
138 Paraguay	–	–	–	–	–
139 Peru	0.152	1 139	1 029	1 307	1 494
140 Philippines	0.204	1 537	1 388	1 763	2 015
141 Poland	0.799	6 012	5 429	6 899	7 883
142 Portugal	0.349	2 624	2 369	3 011	3 440
143 Qatar	0.281	2 114	1 910	2 426	2 772
144 Republic of Korea	2.260	16 994	15 347	19 502	22 282
145 Republic of Moldova	–	–	–	–	–
146 Romania	0.197	1 484	1 340	1 703	1 946
147 Russian Federation	2.397	18 029	16 282	20 689	23 638
148 Rwanda	–	–	–	–	–
149 Saint Kitts and Nevis	–	–	–	–	–
150 Saint Lucia	–	–	–	–	–
151 Saint Vincent and the Grenadines	–	–	–	–	–
152 Samoa	–	–	–	–	–
153 San Marino	–	–	–	–	–
154 Sao Tome and Principe	–	–	–	–	–
155 Saudi Arabia	1.168	8 786	7 934	10 082	11 519
156 Senegal	–	–	–	–	–
157 Serbia	–	–	–	–	–
158 Seychelles	–	–	–	–	–
159 Sierra Leone	–	–	–	–	–
160 Singapore	0.483	3 636	3 283	4 172	4 767
161 Slovakia	0.153	1 147	1 036	1 316	1 504
162 Slovenia	–	–	–	–	–

<i>Name of party</i>	<i>Adjusted United Nations scale with 22 per cent maximum assessment rate considered</i>	<i>2022 contributions by parties Option 1</i>	<i>2022 contributions by parties Option 2</i>	<i>2023 contributions by parties</i>	<i>2024 contributions by parties</i>
163 Solomon Islands	–	–	–	–	–
164 Somalia	–	–	–	–	–
165 South Africa	0.271	2 039	1 841	2 340	2 673
166 South Sudan	–	–	–	–	–
167 Spain	2.139	16 087	14 528	18 461	21 093
168 Sri Lanka	–	–	–	–	–
169 State of Palestine	–	–	–	–	–
170 Sudan	–	–	–	–	–
171 Suriname	–	–	–	–	–
172 Sweden	0.903	6 792	6 133	7 794	8 905
173 Switzerland	1.147	8 628	7 792	9 902	11 313
174 Syrian Arab Republic	–	–	–	–	–
175 Tajikistan	–	–	–	–	–
176 Thailand	0.306	2 301	2 078	2 641	3 017
177 Timor-Leste	–	–	–	–	–
178 Togo	–	–	–	–	–
179 Tonga	–	–	–	–	–
180 Trinidad and Tobago	–	–	–	–	–
181 Tunisia	–	–	–	–	–
182 Turkey	1.367	10 277	9 281	11 795	13 475
183 Turkmenistan	–	–	–	–	–
184 Tuvalu	–	–	–	–	–
185 Uganda	–	–	–	–	–
186 Ukraine	–	–	–	–	–
187 United Arab Emirates	0.614	4 618	4 170	5 299	6 055
188 United Kingdom of Great Britain and Northern Ireland	4.552	34 235	30 918	39 288	44 887
189 United Republic of Tanzania	–	–	–	–	–
190 United States of America	21.930	164 917	148 934	189 256	216 230

<i>Name of party</i>	<i>Adjusted United Nations scale with 22 per cent maximum assessment rate considered</i>	<i>2022 contributions by parties Option 1</i>	<i>2022 contributions by parties Option 2</i>	<i>2023 contributions by parties</i>	<i>2024 contributions by parties</i>
191 Uruguay	–	–	–	–	–
192 Uzbekistan	–	–	–	–	–
193 Vanuatu	–	–	–	–	–
194 Venezuela (Bolivarian Republic of)	0.726	5 457	4 928	6 263	7 155
195 Vietnam	–	–	–	–	–
196 Yemen	–	–	–	–	–
197 Zambia	–	–	–	–	–
198 Zimbabwe	–	–	–	–	–
Total	100.000	752 015.00	679 130.00	863 000.00	986 000.00

^a General Assembly resolution 73/271 on the scale of assessments for the apportionment of the expenses of the United Nations stipulates a maximum assessment rate of 22 per cent for the period 2019–2021.