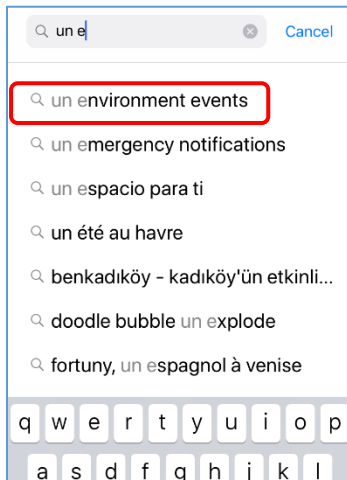



Downloading and using the App (page 1 of 2)



In the **App Store**, search for “**UN Environment Events.**”

“**Get**” and **Install** the app.

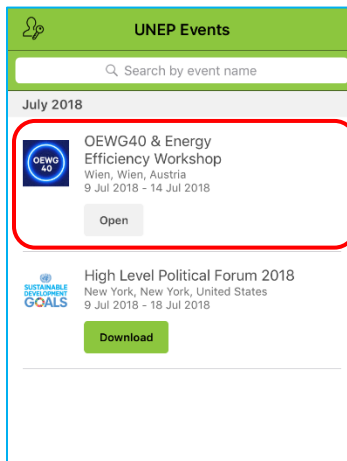
Enter your **app store password.**



Open the app on your phone: **UNEP events.**

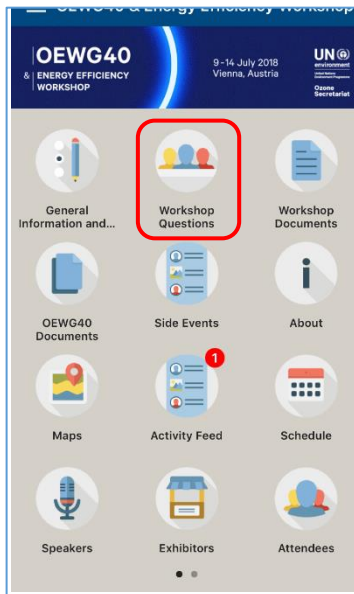
A screen might appear asking if you would like “**push notifications.**”

These are useful in the event of any **programme updates** during the event.



Open the first event: **OEWG40 & Energy Efficiency Workshop.**

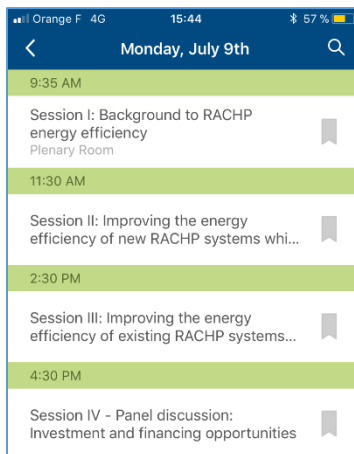
Downloading and using the App (page 2 of 2)



Workshop homepage:

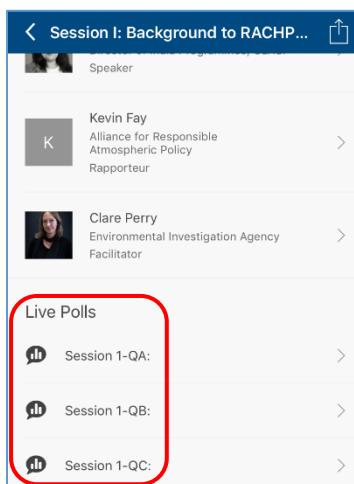
This page is the **main navigation page**. Here, there are icons for **speaker bios, session times** and details and other important workshop information.

The **workshop questions** icon will bring you to the **live polling** and **Q+A** function for each session.



Once you **select the current day**, the sessions will appear.

Each session has a **short description**, session **speaker bios**, several **live polling questions** and a **Q+A** function.



Once in the current session, at the **top of the screen** there is an option to enter a question for the **Q+A portion** of the session (right).

If you scroll to the **bottom**, the questions for **live polling** are active for the session. You are able to **change your answer** during the current session. Once the session has ended, session **questions will close**.

