



联合国
环境规划署

Distr.: General
3 August 2009

Chinese
Original: English



关于消耗臭氧层物质的蒙特利尔议定书

缔约方第二十一次会议

2009年11月4-8日，埃及，加利卜港

预备会议部分临时议程*项目 4

《保护臭氧层维也纳公约》和《关于消耗臭氧物质的蒙特利尔议定书》信托基金的财务报告和《关于消耗臭氧层的蒙特利尔议定书》的预算

关于消耗臭氧层物质的蒙特利尔议定书信托基金 2009 年拟议订正核定预算和 2010 年和 2011 年拟定预算

增编

保护臭氧层维也纳公约和消耗臭氧层物质的蒙特利尔议定书信托基金 2008 - 2009 两年度第一年的财务报告和与核定的预算相比较的 2008 年开支

秘书处的报告

1. 本文件是文件 UNEP/OzL.Pro.21/4 的增编。该文件的附件内载有关于消耗臭氧层物质的蒙特利尔议定书信托基金 2009 年拟议订正核定的预算和 2010 年和 2011 年的拟议预算。
2. 本报告附件一内载有由联合国内罗毕办事处预算和财务管理处编制的截止 2008 年 12 月 31 日的关于保护臭氧层维也纳公约和关于消耗臭氧层物质的蒙特利尔议定书信托基金 2008-2009 两年度第一年的核准财务报告。附件二载有由秘书处拟定的表格，表明了这两个信托基金与该年核准的预算相比较的 2008 年的实际开支。
3. 秘书处的各项活动是通过蒙特利尔议定书信托基金、维也纳公约信托基金和来自个别缔约方的额外自愿捐款提供资金的。蒙特利尔议定书信托基金 2008

* UNEP/OzL.Pro.21/1。




年的总开支是 4,178,500 美元，包括 480,238 美元的 13%方案支助费用，维也纳公约信托基金的总的开支为 1,183,419 美元，包括 136,143 美元的 13%方案支助费用。

4. 从下列缔约方收到了专项用途捐款：卡塔尔(335,840 美元)用于组织维也纳公约缔约方第八次会议和蒙特利尔议定书缔约方第二次会议的联合会议；挪威(38,323 美元)用于提高发展中国家参与蒙特利尔议定书的各次会议；瑞典(83,385 美元)用于提高最不发达国家参与蒙特利尔议定书的各次会议，欧洲委员会(283,912 美元)用于技术和经济评估小组和甲基溴技术选择委员会联席主席的各次活动；国际医药气溶胶集团(5,000 美元)用于医药技术选择委员会联席主席的各项活动。

5. 本报告通篇所提及的美元均为美国美元，除另有说明例外。

Annex I

**Certified financial report on the Trust Funds for the Vienna
Convention for the Protection of the Ozone Layer and the Montreal
Protocol on Substances that Deplete the Ozone Layer for the first
year of the biennium 2008-2009**

Trust Fund for the Montreal Protocol on Substances that Deplete the Ozone Layer.	
I. Statement of income and expenditure and changes in reserves and fund balances for the twelve months period of the biennium 2008-2009 ended 31 December 2008	
Income	USD
Voluntary contributions	4,276,933
Interest income	158,917
Total Income	4,435,850
Expenditure	
Staff and other personnel costs	2,111,490
Contractual services	20,087
Travel	218,593
Operating expenses	1,287,215
Acquisitions	60,677
Programme support costs	480,238
Total Expenditure	4,178,500
Excess/(shortfall) of income over expenditure	257,350
Net excess/(shortfall) of income over expenditure	257,350
Transfers to reserves	(116,915)
Reserves and fund balances, beginning of period	8,029,557
Reserves and fund balances, end of period	8,169,992
II. Statement of assets, liabilities, reserves and fund balances as at 31 December 2008	
Assets	
Cash pool - US dollar	6,053,472
Voluntary contributions receivable	3,906,254
Inter-fund balances	92,028
Other	171,507
Other Assets	37,124
Total assets	10,260,385
Liabilities	
Payments or contributions received in advance	63,265
Unliquidated obligations	1,536,236
Other accounts payable	34,618
Total liabilities	1,634,119
Net assets/(liabilities)	8,626,266
Reserves and fund balances	
Operating Reserve	456,274
Cumulative surplus	8,169,992
Total reserves and fund balances	8,626,266
Total liabilities, reserve and fund balance	10,260,385
 United Nations Office at Nairobi ACCOUNTS SECTION Budget and Financial Management Service	
 Jeremiah Atuke Chief ACCOUNTS SECTION BUDGET AND FINANCIAL MANAGEMENT SERVICE, UNON	 30/07/2009
MPL	


Trust Fund for the Vienna Convention for the Protection of the Ozone Layer

i. Statement of income and expenditure and changes in reserves and fund balances for the twelve months period of the biennium 2008-2009 ended 31 December 2008

Income	USD
Voluntary contributions	602,999
Interest income	64,977
Total Income	667,976
Expenditure	
Staff and other personnel costs	708,063
Travel	30,000
Operating expenses	273,001
Acquisitions	36,212
Programme support costs	136,143
Total Expenditure	1,183,419
Excess/(shortfall) of income over expenditure	(515,443)
Net excess/(shortfall) of income over expenditure	(515,443)
Reserves and fund balances, beginning of period	3,607,169
Reserves and fund balances, end of period	3,091,726

ii. Statement of assets, liabilities, reserves and fund balances as at 31 December 2008

Assets	
Cash pool - US dollar	2,475,125
Voluntary contributions receivable	886,117
Inter-fund balances	24,089
Other	8,288
Other Assets	445
Total assets	3,394,064
Liabilities	
Payments or contributions received in advance	14,379
Unliquidated obligations	280,487
Other accounts payable	7,472
Total liabilities	302,338
Net assets/(liabilities)	3,091,726
Reserves and fund balances	
Cumulative surplus	3,091,726
Total reserves and fund balances	3,091,726
Total liabilities, reserve and fund balance	3,394,064




Jeremiah Atuke
Chief

ACCOUNTS SECTION

BUDGET AND FINANCIAL MANAGEMENT SERVICE, UNON



United Nations Office at Nairobi
ACCOUNTS SECTION
Budget and Financial
Management Service


29/07/2009

VCL

Annex II

Expenditures for 2008 compared to the approved budgets of the trust funds for the Montreal Protocol and the Vienna Convention

		Montreal Protocol		Vienna Convention				
	w/m	Approved 2008 budget (US\$)	Actual 2008 expenditures (US\$)	w/m	Approved 2008 budget (US\$)	Actual 2008 expenditures (US\$)		
10 Project personnel component								
<i>1100 Project personnel</i>								
1101		Executive Secretary (D-2) (shared with Vienna Convention (VC))	6	132 226	132 226	6	132 227	132 227
1102		Deputy Executive Secretary (D-1)	12	264 600	264 600		0	0
1103		Senior Legal Officer (P-5)	12	178 300	178 288		0	0
1104		Senior Scientific Affairs Officer (P-5) (shared with VC)	6	99 000	99 000	6	99 000	99 000
1105		Administrative Officer (P-4) (paid by UNEP)		0	0		0	0
1106		Programme Officer (Database Manager) (P-3)	12	130 000	130 000		0	0
1107		Programme Officer (Communication and Information) (P-3)		0	0	12	122 500	119 499
1108		Programme Officer (Monitoring and Compliance) (P-3)	12	135 000	134 854		0	0
1199		<i>Total</i>		<i>939 126</i>	<i>938 968</i>		<i>353 727</i>	<i>350 726</i>
<i>1300 Administrative support</i>								
1301		Administrative Assistant (G-7)	6	20 000	20 000	6	20 000	19 566
1302		Personal Assistant (G-6)	12	25 000	24 991		0	0
1303		Programme Assistant (G-6) (paid by VC)		0	0	12	21 100	23 408
1304		Personal Assistant (G-6)	6	16 500	16 500	6	16 500	15 764
1305		Programme Assistant (G-6)	6	15 300	15 300	6	15 300	14 857
1306		Documents Clerk (G-4)	12	24 000	23 170		0	0
1307		Data Assistant (G-7)	12	39 600	39 556		0	0
1308		Programme Assistant (G-6) (paid by UNEP)		0	0		0	0
1309		Logistics Assistant (G-3) (paid by UNEP)		0	0		0	0
1310		Bilingual Senior Secretary (G-6)		0	0	12	21 000	19 939
1320		Temporary assistance		20 000	20 000		0	0
1321		Conference-servicing costs (CSC) – Open-ended Working Group meetings		450 000	446 604		0	0
1322		CSC – Preparatory and Parties meetings (shared with VC every three years)		350 000	344 717		210 000	208 000
1323		CSC - Assessment panel meetings		100 000	99 793		0	0
1324		CSC - Bureau meetings		20 000	20 000		20 000	16 037
1325		CSC – Implementation Committee meetings		111 200	96 891		0	0
1326		CSC - MP informal consultation meetings		5 000	5 000		0	0
1327		CSC - Science Managers meeting		0	0		31 950	29 765
1328		Promotion of activities for the protection of the Ozone Layer		0	0		10 000	10 000
1329		Secretariat workshop on the TEAP/IPCC report		0	0		0	0
1399		<i>Total</i>		<i>1 196 600</i>	<i>1 172 521</i>		<i>365 850</i>	<i>357 337</i>
		Staff and other personnel costs total		2 135 726	2 111 490		719 577	708 063
<i>1200 Consultants</i>								
1201		Assistance in data reporting, analysis and promotion of implementation of the Protocol		40 000	20 087		0	0
1299		<i>Total</i>		<i>40 000</i>	<i>20 087</i>		<i>0</i>	<i>0</i>
<i>2200 Subcontracts (MoU/LoAs for support organizations)</i>								
2201		Study on ODS tracking system		0	0		0	0
2299		<i>Total</i>		<i>0</i>	<i>0</i>		<i>0</i>	<i>0</i>

	Montreal Protocol w/m Approved 2008 budget (US\$)	Actual 2008 expenditures (US\$)	Vienna Convention w/m Approved 2008 budget (US\$)	Actual 2008 expenditures (US\$)
Contractual services total	40 000	20 087	0	0
<i>1600 Travel on official business</i>				
1601 Staff travel on official business	210 000	203 593	30 000	30 000
1602 Conference Services staff travel on official business	15 000	15 000	0	0
1699 <i>Total</i>	<i>225 000</i>	<i>218 593</i>	<i>30 000</i>	<i>30 000</i>
Travel total	225 000	218 593	30 000	30 000
Operating expenses				
<i>3300 Participation of developing countries</i>				
3301 Assessment panel meetings	500 000	313 819	0	0
3302 Preparatory and Parties meetings	400 000	394 804	0	(483)
3303 Open-ended Working Group meetings	300 000	296 948	0	0
3304 Bureau meetings	20 000	11 075	20 000	20 000
3305 Implementation Committee meetings	125 000	109 945	0	0
3306 Meetings for the promotion of the Protocol among non-Parties	10 000	5 015	0	0
3307 Ozone Research Managers meeting	0	0	175 000	173 456
3388 Savings on prior years' obligations	0	(3 964)	0	(69)
3399 <i>Total</i>	<i>1 355 000</i>	<i>1 127 642</i>	<i>0</i>	<i>195 000</i>
<i>5100 Operation and maintenance of equipment</i>				
5101 Maintenance of equipment and others (shared with VC)	20 000	20 000	10 000	9 679
5199 <i>Total</i>	<i>20 000</i>	<i>20 000</i>	<i>10 000</i>	<i>9 679</i>
<i>5200 Reporting costs</i>				
5201 Reporting	50 000	37 794	7 500	6 293
5202 Reporting (technical assessment panels)	15 000	14 999	15 000	10 000
5203 Reporting (Protocol awareness)	5 000	5 000	0	0
5299 <i>Total</i>	<i>70 000</i>	<i>57 793</i>	<i>22 500</i>	<i>16 293</i>
<i>5300 Sundry</i>				
5301 Communications	40 000	31 638	25 000	19 101
5302 Freight charges (documents)	50 000	24 342	20 000	20 000
5303 Training	6 500	2 970	0	0
5304 Others (International Ozone Day)	10 000	3 875	5 000	5 000
5399 <i>Total</i>	<i>106 500</i>	<i>62 825</i>	<i>50 000</i>	<i>44 101</i>
<i>5400 Hospitality</i>				
5401 Hospitality	15 000	14 832	10 000	10 000
5499 <i>Total</i>	<i>15 000</i>	<i>14 832</i>	<i>10 000</i>	<i>10 000</i>
Loss on currency fluctuations		4 122		24
Operating Expenses total	1 566 500	1 287 215	287 500	273 001
Acquisitions				
<i>4100 Expendable equipment (items under \$1 500)</i>				
4101 Miscellaneous expendables (shared with VC)	17 000	11 376	9 000	9 000
4199 <i>Total</i>	<i>17 000</i>	<i>11 376</i>	<i>9 000</i>	<i>9 000</i>
<i>4200 Non-expendable equipment (acquisitions)</i>				
4201 Personal computers and accessories	5 000	4 311	0	0
4202 Portable computers	0	0	5 000	5 000
4203 Other office machines (server, fax, scanner, etc.)	5 000	5 000	5 000	4 712

		Montreal Protocol	Actual 2008 expenditures		Vienna Convention	Actual 2008 expenditures
	w/m	Approved 2008 budget (US\$)	(US\$)	w/m	Approved 2008 budget (US\$)	(US\$)
4204	Photocopiers	10 000	10 000		0	0
4299	<i>Total</i>	<i>20 000</i>	<i>19 311</i>		<i>10 000</i>	<i>9 712</i>
4300	<i>Premises</i>					
4301	Rental of office premises (shared with VC)	33 600	30 190		17 500	17 500
4399	<i>Total</i>	<i>33 600</i>	<i>30 190</i>		<i>17 500</i>	<i>17 500</i>
	<i>Acquisitions total</i>	<i>70 600</i>	<i>60 877</i>		<i>36 500</i>	<i>36 212</i>
98	Total direct project cost	4 037 826	3 698 262		1 073 577	1 047 276
	Programme support costs (13 per cent)	524 916	480 238		139 565	136 143
99	GRAND TOTAL (inclusive of programme support costs)	4 562 742	4 178 500		1 213 142	1 183 419