

关于消耗臭氧层物质的 蒙特利尔议定书

Distr.: General
29 August 2025
Chinese
Original: English

关于消耗臭氧层物质的蒙特利尔议定书 缔约方第三十七次会议

2025年11月3日至7日，内罗毕
预备会议临时议程*项目13

履约和数据报告问题：履行委员会的 工作和建议

蒙特利尔议定书不遵守情事程序 下设履行委员会 第七十五次会议

2025年10月31日和11月1日，内罗毕
临时议程**项目3、5、6和7

臭氧秘书处介绍根据《蒙特利尔议定书》 第7和第9条提交的数据和资料以及相关 问题

有关不履约问题的缔约方先前决定及履行 委员会建议的落实情况

审议数据报告可能产生的其他不履约问题 更改基线数据的请求

缔约方依照《关于消耗臭氧层物质的蒙特利尔议定书》 第7和第9条提供的信息

秘书处的报告

一、 导言

1. 本报告系依照《关于消耗臭氧层物质的蒙特利尔议定书》第12条(c)款编写，载有迄今按照《议定书》第7和第9条及相关决定提交给秘书处的信息。本报告所载信息的主要内容在表1中作了总结，以方便蒙特利尔议定书缔约方第三十七次会议和蒙特利尔议定书不遵守情事程序下设履行委员会成员审议报告。

2. 本报告第二节涵盖了表1所列议题。

3. 第三节列出了报告的各项附件。附件一至附件三提供了参考信息，已酌情更新，以反映所审议的最近两年（就本报告而言为2023年和2024年）情况

* UNEP/OzL.Pro.37/1。

** UNEP/OzL.Pro/ImpCom/75/R.1。

，而附件四至附件十六则载列了缔约方第 7 条报告中提供的或从中得出的数据和信息。

表 1
议题摘要

分节/议题	状况
A. 按照《议定书》第 9 条提交的报告	<ul style="list-style-type: none"> 自 2020 年立陶宛提交报告以来，缔约方未提交新的第 9 条报告（见第 4 段）。
B. 年度数据和氢氟碳化物基线数据报告要求（第 7 条第 2、3、3 之二和 3 之三款）的遵守情况	<ul style="list-style-type: none"> 2024 年数据报告情况：迄今为止，198 个缔约方中有 112 个已提交报告（见表 2）。 <ul style="list-style-type: none"> 共有 71 个缔约方使用在线报告系统提交了数据。 2023 年数据报告情况：198 个缔约方已全部提交报告（见表 2）。 <ul style="list-style-type: none"> 共有 112 个缔约方使用在线报告系统提交了数据。
C. 2023 年控制措施遵守情况	<ul style="list-style-type: none"> 本报告介绍了去年因未及时收到部分或全部所需信息以供委员会审查而未得到处理的四个案例，其中表明，根据委员会第七十三次会议后收到的信息： <ul style="list-style-type: none"> 其中两个缔约方在 2023 年遵守了控制措施（见表 3）； 两个缔约方尚未澄清其超额消费含氢氯氟烃或氢氟碳化物的情况（见表 3）。
D. 非按第 5 条第 1 款行事的缔约方（非第 5 条缔约方）在 2024 年遵守控制措施的情况	<ul style="list-style-type: none"> 迄今为止，有五个非第 5 条缔约方提交的 2024 年数据表明其在 2024 年偏离了控制措施。所有偏离均归因于《议定书》允许的用途（见表 4 和表 5）。
E. 按第 5 条第 1 款行事的缔约方（第 5 条缔约方）在 2024 年遵守控制措施的情况	<ul style="list-style-type: none"> 迄今为止，有九个第 5 条缔约方提交的 2024 年数据表明其在 2024 年偏离了控制措施。八个缔约方尚未澄清其过度消费或生产的情况（见表 6 和表 7）。
F. 监测先前未履约缔约方在 2024 年的进展情况	<ul style="list-style-type: none"> 迄今为止，先前未履约、规定了 2024 年具体基线的相关决定所针对的唯一缔约方尚未报告当年的数据（见表 8）。
G. 2024 年获准的关键用途豁免的核算	<ul style="list-style-type: none"> 获得 2024 年关键用途豁免的唯一缔约方已提交其核算报告（见表 9）。
H. 报告出口及其目的地国（第 XVII/16 和第 XXX/12 号决定）	<ul style="list-style-type: none"> 共有 44 个缔约方报告了 2023 年的出口情况；40 个缔约方报告了关于目的地国的部分或完整信息，已说明目的地的出口量占报告出口总量的 99.98%（按重量计）（见表 10）。
I. 报告进口及其来源国（第 XXIV/12 和第 XXX/12 号决定）	<ul style="list-style-type: none"> 共有 168 个缔约方报告了 2023 年的出口情况；88 个缔约方报告了来源国信息，已说明来源的进口量占报告进口总量的 82%（按重量计）（见表 11）。
J. 2023 年和 2024 年由储存造成的计算生产量和消费量超额情况综合记录（第 XVIII/17 和第 XXII/20 号决定）	<ul style="list-style-type: none"> 据报告，2023 年有五个缔约国的六例储存造成的计算生产量超额情况（见附件十一）。 迄今为止，2024 年有两个缔约方的两个案例。
K. 报告 2023 年和 2024 年加工剂用途（第 X/14、XXI/3、XXXI/6 和 XXXII/5 号决定）	<ul style="list-style-type: none"> 所有被要求报告加工剂用途的缔约方都报告了 2023 年的情况（见第 31 段和表 12）。 迄今为止，已有两个缔约方报告了 2024 年的情况（见表 13）。

分节/议题	状况
L. 已淘汰受控物质的报告生产量	<ul style="list-style-type: none"> 2023 年，已淘汰物质的报告生产量共计将近 654 000 公吨，其中全氯氟烃、四氯化碳和甲基氯仿占报告生产总量的 97%（见表 14）。
M. 已报告的受控物质原料用途	<ul style="list-style-type: none"> 共 17 个缔约方报告在 2023 年将受控物质用于原料用途，共计约 215 万公吨（见图 2 和图 3）。
N. 已报告的甲基溴检疫和装运前用途	<ul style="list-style-type: none"> 共 42 个缔约方报告在 2023 年将甲基溴用于检疫和装运前用途，共计约 7 700 公吨（见图 4）。
O. 已报告的受控物质销毁情况	<ul style="list-style-type: none"> 共有 28 个缔约方报告在 2023 年销毁了受控物质，共计约 16 000 公吨（见图 5）。
P. 缔约方对第 XXIV/14、XXIX/18 和 XXX/14 号决定（第 7 条数据报告中应填零补格）的回应	<ul style="list-style-type: none"> 就 2023 年数据而言，15 个缔约方提交了含空白单元格的表格（见表 15）。 <ul style="list-style-type: none"> 其中八个缔约方或是澄清空白单元格代表零，或是提交了不同的表格。
Q. 修订氢氟碳化物基线数据（第 XIII/15 和第 XV/19 号决定）	<ul style="list-style-type: none"> 履行委员会第七十四次会议审议了 10 项关于修订氢氟碳化物基线数据的请求。 <ul style="list-style-type: none"> 建议核准其中七项请求（见表 16）。

二、 缔约方提供的信息

A. 按照《议定书》第 9 条提交的报告

4. 自 2020 年立陶宛提交了一份涵盖 2018–2019 年期间的报告以来，秘书处尚未收到任何根据第 9 条提供的新信息。¹

B. 年度数据和氢氟碳化物基线数据报告要求（第 7 条第 2、3、3 之二 和 3 之三款）的遵守情况

5. 表 2 显示了近年来报告第 7 条数据²的统计数字。就 1986–2023 年期间而言，所有缔约方都报告了所有年份的数据，包括第 XXXVI/13 号决定中所列的所有缔约方，这些缔约方有应根据第 7 条第 3 款提交但尚未提交的数据。

6. 巴布亚新几内亚于 2024 年 11 月 12 日批准了《蒙特利尔议定书基加利修正》，并应至迟于 2025 年 5 月 10 日提交 2020–2022 年的氢氟碳化物基线数据，但尚未提交。一个第 5 条第 1 类缔约方和五个第 5 条第 2 类缔约方最近批准了《基加利修正》，并仍有时间提交所需的氢氟碳化物基线数据。

7. 阿拉伯联合酋长国尚未提交 2024 年氢氟碳化物数据，尽管该国已报告了其他物质的数据。

¹ 根据第 9 条提交的信息，可查阅 <https://ozone.unep.org/countries/additional-reported-information/article-9>。2002 年，在履行委员会第二十九次会议上，秘书处注意到，履行委员会已达成一项非正式谅解，即各评估小组和世界气象组织的定期报告满足了第 9 条的要求（UNEP/OzL.Pro/ImpCom/29/3 号文件，第 39 段）。

² 根据《蒙特利尔议定书》第 7 条第 3 款，每一缔约方应在关于所涉物质的规定对其生效的那一年及以后每一年向秘书处提供《议定书》附件 A、B、C、E 和 F 所列每一种受控物质的年产量统计数据，并就每一种物质分别提供用作原料的数量、使用缔约方核准的技术加以销毁的数量以及缔约方和非缔约方的进出口贸易数据。第 7 条第 3 款进一步规定，缔约方应在数据有关年度结束后九个月内提供这些数据。然而，第 XV/15 号决定鼓励缔约方至迟于 6 月 30 日向秘书处提交这些数据。

表 2

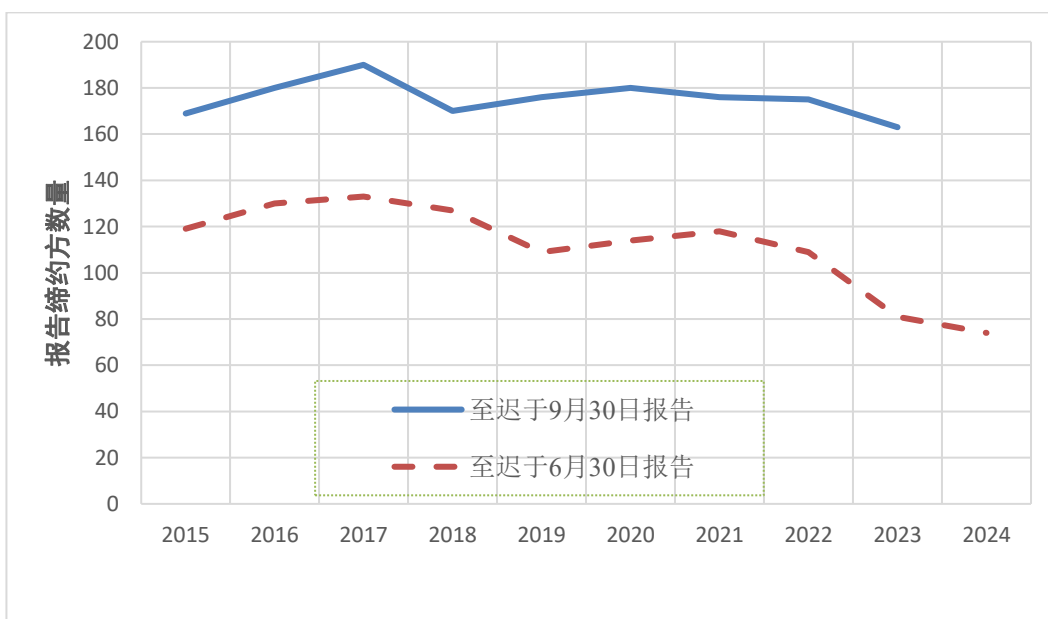
2015–2024 年报告第 7 条数据的缔约方数量

需要报告的 缔约方数量	迄今已报告的缔约方数量							尚未报告的 缔约方数量
	共计	至迟于 9月30日	至迟于 6月30日	在线	第 5 条	非第 5 条		
2024	198	112	不适用	74	71	84	28	86
2023	198	198	163	81	112	147	51	–
2022	198	198	175	109	114	147	51	–
2021	198	198	176	118	109	147	51	–
2020	198	198	180	114	103	147	51	–
2019	198	198	176	109	105	147	51	–
2018	197	197	170	127	17	147	50	–
2017	197	197	190	133	7	147	50	–
2016	197	197	180	130	4	147	50	–
2015	197	197	169	119	4	147	50	–

8. 图 1 显示了在数据有关年度结束后九个月内（至迟于 9 月 30 日）报告数据的缔约方和年度结束后六个月内（至迟于 6 月 30 日）报告数据的缔约方的年度数量趋势。履行委员会第六十次会议要求提交数据报告及时性趋势的信息，现按此要求提供这一信息。

图 1

依照《蒙特利尔议定书》第 7 条第 3 款规定及时报告年度数据的情况



9. 计算生产量和消费量数据载于附件四至附件七，具体如下：

(a) 附件四载列按缔约方分类（第 5 条缔约方和非第 5 条缔约方）划分的 2024 年受控物质的计算生产量和消费量；

(b) 附件五载列按缔约方分类（第 5 条缔约方和非第 5 条缔约方）划分的 2023 年受控物质的计算生产量和消费量；

(c) 附件六载列 2023 年和 2024 年按联合国各区域组划分的受控物质计算生产量和消费量汇总摘要信息；

(d) 附件七载列按缔约方分类（第 5 条缔约方和非第 5 条缔约方）划分的汇总摘要信息，对 2023 年和 2024 年受控物质的计算生产量、进口量和出口量进行比较。

10. 关于回收受控物质贸易³的详情或摘要信息载于附件八和附件九，具体如下：

(a) 附件八载列按缔约方分类（第 5 条缔约方和非第 5 条缔约方）划分的 2023 年和 2024 年新的和回收的受控物质进口量和出口量摘要信息；

(b) 附件九按物质和缔约方载列、按缔约方分类（第 5 条缔约方和非第 5 条缔约方）划分的关于 2023 年和 2024 年缔约方进口和出口回收受控物质的信息。

11. 附件十载列第 XXXI/5 号决定第 2 段要求提供的、关于实验室和分析用途的臭氧消耗物质生产和消费的摘要信息。应当指出，除附件 F 第一和第二类未列入豁免之外，根据第 XXXI/5 号决定第 1 段，所有附件和类别中的受控物质的实验室和分析用途的全球豁免无限期有效。

C. 2023 年控制措施遵守情况

12. 表 3 列出了履行委员会第七十三次会议或缔约方第三十六次会议未审议的、或履行委员会第七十三次会议未完成审议的、超过 2023 年规定限值的受控物质计算消费量的情况，未审议或未完成审议的原因或是没有及时收到所需的部分或全部资料，或是超额消费或生产的情况被指定为有待澄清。根据委员会第七十三次会议后收到的资料，提供了这些案例的最新情况。该表最后一栏列有适当的或相关缔约方提供的说明或备注。

表 3

计算消费量超出《议定书》2023 年削减时间表允许数量的情况及相关说明

缔约方	附件/ 类别 ^a	附件 B 第二类、附件 C 第一类和附件 E 第一类消费量（单位为臭氧消耗潜能吨）、 附件 F 消费量（单位为二氧化碳当量吨）			说明或备注
		基线	2023 年 议定书限额	2023 年 消费量	
1. 中国	附件 B 第二类	49 142.1	0	109.4 ^b	用于实验室和分析用途的生产量/消费量 ^c
2. 朝鲜民主 主义人民 共和国 ^d	附件 C 第一类	78	50.7	57.76	待澄清：超过议定书限额 和第 XXXII/6 号决定中记录 的承诺
3. 斯里兰卡	附件 E 第一类	4.1	0	0	以前报告的 21.9 臭氧消耗 潜能吨消费量更正为零， 以反映全部进口数量用于 检疫和装运前用途

³ 《蒙特利尔议定书》第 7 条第 3 款之二规定，每一缔约方应向秘书处提供关于其经过再循环的附件 A 第二类和附件 C 第一类所列每一种受控物质每年进口和出口的单独立统计数据。

缔约方	附件/ 类别 ^a	附件 B 第二类、附件 C 第一类和附件 E 第一类消费量（单位为臭氧消耗潜能吨）、 附件 F 消费量（单位为二氧化碳当量吨）			说明或备注
		基线	2023 年 议定书限额	2023 年 消费量	
4. 塔吉克斯坦	附件 F	446 600	424 270	457 613	有待澄清

^a 附件 B 第二类物质为四氯化碳；附件 C 第一类物质是含氢氟氟烃；附件 E 第一类物质为甲基溴；附件 F 物质是氢氟碳化物。

^b 对于中国而言，所示数量和相关说明同样适用于生产。

^c 根据第 XXXI/5 号决定，全球臭氧消耗物质实验室和分析用途豁免无限期延长。

^d 朝鲜民主主义人民共和国还报告生产了 24.77 臭氧消耗潜能吨附件 C 第一类物质，超过了《议定书》规定的 17.9 臭氧消耗潜能吨的限额和第 XXXII/6 号决定中记录的承诺。

D. 非第 5 条缔约方 2024 年控制措施遵守情况

13. 表 4 列出了非第 5 条缔约方迄今报告的 2024 年受控物质消费量超出规定限额的所有情况，以及秘书处或缔约方酌情提供的说明或澄清。

表 4

消费量超出《议定书》2024 年非第 5 条缔约方削减时间表允许数量的情况及相关说明

缔约方	附件/ 类别 ^a	以臭氧消耗潜能吨计量的消费量			说明或备注
		基线	2024 年 议定书限额	2024 年 消费量	
加拿大	附件 B 第二类	6 167.7	0	0.1	实验室和分析用途
欧洲联盟	附件 B 第三类	12 537.7	0	4.6	无意产生的副产品：储存起来以便在今后某一年份销毁（第 XVIII/17 和第 XXII/20 号决定设想方案(a)）
日本	附件 B 第二类	74 879.2	0	6.9	实验室和分析用途

^a 附件 B 第二类物质为四氯化碳；附件 B 第三类物质为 1,1,1-三氯乙烷（甲基氯仿）。

14. 表 5 列出了非第 5 条缔约方迄今报告的 2024 年受控物质计算生产量超出规定限额的所有情况，以及秘书处或缔约方酌情提供的说明或澄清。

表 5

计算生产量超出《议定书》2024 年非第 5 条缔约方削减时间表允许数量的情况及相关说明

缔约方	附件/ 类别 ^a	以臭氧消耗潜能吨计量的生产量			说明或备注
		基线	2024 年 议定书限额	2024 年 计算生产量	
法国	附件 B 第三类	6 169.5	0	3.8	无意产生的副产品：储存起来以便在今后某一年份销毁（第 XVIII/17 和第 XXII/20 号决定设想方案(a)）

缔约方	附件/ 类别 ^a	以臭氧消耗潜能吨计量的生产量			说明或备注
		基线	2024年 议定书限额	2024年 计算生产量	
日本	附件 B 第二类	19 602	0	6.9	实验室和分析用途

^a 附件 B 第二类物质为四氯化碳；附件 B 第三类物质为 1,1,1-三氯乙烷（甲基氯仿）。

15. 从表 4 和表 5 可以看出，迄今有五个非第 5 条缔约方 2024 年消费量或生产量超过了《议定书》规定的限额。由于所有偏离均归因于《议定书》允许的用途，因此没有任何情况需要委员会进行审议。

E. 第 5 条缔约方 2024 年控制措施遵守情况

16. 表 6 列出了迄今为止报告的所有受控物质消费量超过第 5 条缔约方 2024 年规定限额的案例。

表 6
消费量超出《议定书》2024 年第 5 条缔约方削减时间表允许数量的情况

缔约方	附件/ 类别 ^a	附件 C 第一类和附件 E 第一类消费量 (单位为臭氧消耗潜能吨)、附件 F 消费量 (单位为二氧化碳当量吨)			说明或备注
		基线	2024年 议定书限额	2024年 消费量	
1. 朝鲜民主 主义人民 共和国	附件 C 第一类	78	50.7	51.43	有待澄清
2. 几内亚	附件 F	1 826 976	1 826 976	1 836 016	已要求修订其基线，如获核准，该缔约方将处于履约状态
3. 马里	附件 F	399 935	399 935	1 773 126	有待澄清
4. 摩洛哥	附件 F	2 134 520	2 134 520	2 645 559	已要求修订其基线，如获核准，该缔约方将处于履约状态
5. 纳米比亚	附件 F	774 924	774 924	916 622	有待澄清
6. 尼日利亚	附件 F	15 187 779	15 187 779	24 024 338	委员会在其第 74 次会议上建议修订氢氟碳化物基线数据，将基线定为 24 986 406 二氧化碳当量吨（第 74/12 号建议）；因此，如果该建议获得缔约方第三十七次会议通过，该缔约方将处于履约状态。
7. 圣文森特和 格林纳丁斯	附件 F	25 280	25 280	45 975	有待澄清
8. 斯里兰卡	附件 E 第一类	4.1	0	34	有待澄清

附件 C 第一类和附件 E 第一类消费量
(单位为臭氧消耗潜能吨)、附件 F
消费量 (单位为二氧化碳当量吨)

缔约方	附件/ 类别 ^a	2024 年		2024 年 消费量	说明或备注
		基线	议定书限额		
9. 赞比亚	附件 F	699 513	699 513	1 166 837	有待澄清

^a 附件 C 第一类物质是含氢氯氟烃；附件 E 第一类物质为甲基溴；附件 F 物质是氢氟碳化物。

17. 表 7 列出了第 5 条缔约方迄今报告的 2024 年受控物质计算生产量超出规定限额的所有情况，以及秘书处或缔约方酌情提供的说明或澄清。

表 7

计算生产量超出《议定书》2024 年第 5 条缔约方削减时间表允许数量的情况及相关说明

缔约方	附件/类别 ^a	以臭氧消耗潜能吨计量的生产量			说明或备注
		基线	2024 年 议定书限额	2024 年 计算生产量	
朝鲜民主主义人民共和国	附件 C 第一类	27.6	17.9	21.61	有待澄清

^a 附件 C 第一类物质是含氢氯氟烃。

18. 从表 6 和表 7 可以看出，迄今有九个第 5 条缔约方 2024 年消费量或生产量超过了《议定书》规定的限额。所有偏离情况均有待澄清。

F. 监测先前未履约缔约方在 2024 年的进展情况

19. 缔约方会议针对先前未履约缔约方通过的各项决定列有具体基线，通常要求密切监测这些缔约方执行恢复履约行动计划、从而满足《议定书》规定的消费或生产限额要求方面的进展情况。本分节旨在协助该监测工作。

20. 表 8 显示了与先前处于不履约状态、但已制定了行动计划（其中载有缔约方会议通过的决定中规定的 2024 年具体承诺）的缔约方有关的信息。

表 8

先前未履约、根据缔约方会议决定需予以密切监测的缔约方 2024 年消费量信息

缔约方	附件/ 类别 ^a	以臭氧消耗潜能吨计量的消费量			说明或备注
		基线	2024 年 议定书限额	2024 年 消费量	
哈萨克斯坦	附件 C 第一类	39.5	0.2	无报告	承诺附件 C 第一类物质消费量不超过 0.5 耗氧潜能吨

^a 附件 C 第一类物质是含氢氯氟烃。

G. 2024 年获准的关键用途豁免的核算

21. 只有一个缔约方获得了 2024 年关键用途豁免。表 9 总结了关于这些豁免和通知的信息，包括关于根据 Ex.I/4 号决定（第 9 (f)段）和第 XVI/6 号决定提交相应核算报告的情况。⁴

表 9

授予缔约方的 2024 年甲基溴关键用途豁免和紧急用途通知

缔约方	豁免数量（公吨）	决定	核算报告的提交情况
加拿大	3.857	XXXV/15	已提交

H. 报告出口及其目的地国（第 XVII/16 和第 XXX/12 号决定）

22. 表 10 总结了缔约方 2015 年以来报告的出口数量⁵和报告此类出口的缔约方数量，以及关于目的地国说明的信息。

表 10

报告出口和目的地国的信息

年份	报告的出口数量			报告出口的缔约方数量			
	共计 (公吨)	具体说明	具体说明	所有 缔约方	具体说明	出口缔约方 报告的目的地 缔约方数量	
		目的地国 (公吨)	目的地国 (百分比)		某些或所有 出口的目的地国		未具体说明 目的地国
2023	690 054	689 889	100.0 ^a	44	40	4	160
2022	730 069	729 267	99.9	41	37	4	158
2021	649 544	602 921	92.8	41	37	4	162
2020	562 749	539 027	95.8	36	32	4	158
2019	238 937	209 320	87.6	38	30	8	146
2018	197 686	168 350	85.2	32	28	4	136
2017	198 316	196 311	99.0	28	28	0	130
2016	211 308	209 747	99.3	32	31	1	138
2015	204 855	203 687	99.4	28	28	0	132

^a 从 99.98%四舍五入。

23. 2025 年 4 月，秘书处根据第 XVII/16 号决定向被出口缔约方列为目的地国的 160 个缔约方分发了涵盖 2023 年报告数据的汇总信息。⁶

I. 报告进口及其来源国（第 XXIV/12 和第 XXX/12 号决定）

24. 表 11 介绍了缔约方 2015 年以来报告的进口数量⁷和报告此类进口的缔约方数量，以及关于来源国说明的信息。

⁴ Ex.I/4 号决定（第 9 (f)段）和第 XVI/6 号决定规定，提名甲基溴关键用途豁免必须提交核算报告。

⁵ 缔约方第十七次会议在第 XVII/16 号决定中请秘书处修订报告格式，以涵盖所有受控物质的出口和再出口情况，并敦促各缔约方迅速推行经修订的报告格式。在统计数据中，秘书处剔除了单个欧洲联盟成员国所报告的出口数据，以避免与欧洲联盟代表各成员国报告的出口重复。

⁶ 缔约方第十七次会议在第 XVII/16 号决定第 4 段请秘书处向相关进口缔约方报告所收到的来自出口/再出口缔约方的汇总信息。

⁷ 缔约方第二十四次会议在第 XXIV/12 号决定第 1 段中请秘书处修订报告格式，纳入一份附件，以便提交报告的缔约方可自愿指明报告为进口的任何受控物质的出口缔约方。

25. 针对已向秘书处表示希望收到 2023 年进口信息的 34 个缔约方，秘书处根据第 XXIV/12 号决定于 2025 年 4 月向其发送了汇编信息。⁸ 其中一个缔约方在 2014 年提交了一份长期有效的请求，要求在信息汇编完毕后立刻向其提供。这 34 个缔约方是 2023 年期间被进口缔约方列为出口国的 69 个缔约方的一部分，秘书处已致函这些缔约方，邀请其如有兴趣则可索取与之相关的汇编信息。

表 11

报告进口和来源国的信息

年份	报告的进口数量			报告进口的缔约方数量			
	共计 (公吨)	具体说明 来源国 (公吨)	具体说明 来源国 (百分比)	所有 缔约方	具体说明 某些或所有 进口的来源国	未具体说 明来源国	进口缔约方 报告的来源 缔约方数量
2023	627 557	513 453	81.8	168	88	80	69
2022	660 161	431 947	65.4	168	91	77	66
2021	532 564	329 580	61.9	171	91	80	63
2020	473 487	277 816	58.7	168	82	86	57
2019	429 546	307 399	71.6	165	81	84	58
2018	264 675	146 115	55.2	161	59	102	42
2017	191 089	116 970	61.2	161	55	106	37
2016	212 135	135 930	64.1	162	57	105	43
2015	213 206	113 901	53.4	160	51	109	39

J. 2023 年和 2024 年由储存造成的计算生产量和消费量超额情况 综合记录（第 XVIII/17 和第 XXII/20 号决定）

26. 根据第 XVIII/17 和第 XXII/20 号决定，秘书处维护关于储存造成的计算生产量和消费量超额情况综合记录的信息，⁹ 如本报告附件十一所示。

27. 2023 年，欧洲联盟、法国、德国、以色列和西班牙这五个缔约方报告了六个案例。所有五个缔约方都确认，它们已经制定了必要的措施和条例，以防止储存的物质转用于未经授权的用途。

28. 2024 年，欧洲联盟和法国两个缔约方报告了两个案例。这两个缔约方都确认其已制定必要的措施和条例，以防止储存的物质转用于未经授权的用途。

K. 报告 2023 年和 2024 年加工剂用途（第 X/14、XXI/3、XXXI/6 和 XXXII/5 号决定）

29. 第 XXI/3 号决定请秘书处提请履行委员会注意未报告受控物质加工剂用途的情况，以供其审议。

⁸ 缔约方第二十四次会议第 XXIV/12 号决定第 2 段请秘书处于每年 1 月按附件和类别汇编进口/再进口缔约方提交的与受控物质有关的汇总信息，并仅应要求向相关出口缔约方单独提供此类信息。

⁹ 缔约方第十八次会议和缔约方第二十二次会议分别第 XVIII/17 和第 XXII/20 号决定中请秘书处维护一份综合情况记录，记录缔约方在根据《议定书》第 7 条报告数据时指明的因储存在报告年度生产的受控物质而导致的生产量和消费量超额情况，储存原因为：(a) 供未来年份国内销毁或出口销毁；(b) 供未来年份用于国内原料用途或出口用于该用途；或 (c) 供未来年份出口以满足发展中国家的国内基本需求。

30. 仅四个缔约方（中国、欧洲联盟、以色列和美利坚合众国）仍报告关于将受控物质用作加工剂的信息。关于加工剂用途的最新限额的信息载于第 XXXI/6 号决定附件的表 B¹⁰。

31. 上述缔约方中只有三个及时提交了其 2023 年加工剂用途报告，供委员会第七十三次会议审议。表 12 列出了秘书处对中国提交的 2023 年信息的摘要审查，因为该信息未包含在委员会 2024 年审查的文件中。

表 12

已报告的 2023 年加工剂用途信息审查

缔约方	排放量已报告且未超过限额	控制技术已报告	用于加工剂用途的产量或进口量已报告
中国	是，未超限额	是	是

32. 到目前为止，2024 年，上述缔约方中只有两个提交了加工剂用途报告。表 13 列出了秘书处对所提交信息的摘要审查。

表 13

已报告的 2024 年加工剂用途信息审查

缔约方	排放量已报告且未超过限额	控制技术已报告	用于加工剂用途的产量或进口量已报告
欧洲联盟	是，未超限额	是	是
美利坚合众国	是，未超限额	是	尚未提交 2024 年第 7 条数据

L. 已淘汰受控物质的报告生产量

33. 已淘汰受控物质的报告生产量信息列于本报告附件十二。¹¹

34. 表 14（第 12 页）总结了仍在生产已超过淘汰期限的物质的缔约方提供的 2023 年信息。总生产量少于半公吨的物质通常用于实验室和分析等豁免用途，不包含在总结表中。

¹⁰ 摘自第 XXXI/6 号决定关于加工剂用途限制的表 B:

缔约方	补给或消费量 (公吨每年)	最大排放量 (公吨每年)
中国	1 103.0	313
欧洲联盟	921.0	15
以色列	3.5	0
美利坚合众国	2 300.0	181

¹¹ 根据控制措施，除缔约方会议豁免的用途之外，所有缔约方应于 2010 年之前逐步淘汰全氟氟烃（附件 A 第一类和附件 B 第一类）、哈龙（附件 A 第二类）和四氯化碳（附件 B 第二类）的生产和消费。同样，除缔约方会议豁免的用途之外，所有缔约方应于 2015 年之前逐步淘汰甲基氯仿（附件 B 第三类）和甲基溴（附件 E 第一类）的生产和消费。此外，附件 C 第二类物质（氟溴烃）和第三类物质（溴氯甲烷）分别于 1996 和 2002 年在列入《议定书》之后立刻被淘汰。

35. 2023 年报告产量将近 654 000 公吨，其中全氯氟烃、四氯化碳和甲基氯仿分别占产量的 34%、55%和 8%，共计 97%。共有 93%的总产量用于原料用途，而甲基溴产量全部用于检疫和装运前用途。

M. 已报告的受控物质原料用途

36. 本分节概述了关于用于原料用途的受控物质数量的信息。¹² 本报告附件十三载列了关于用于原料用途的受控物质数量¹³的已报告信息，附件十四则列出了报告受控物质原料用途的缔约方数量。

37. 图 2（第 13 页）通过条形图展示了原料用途信息，图 3 则展示了报告受控物质用作原料的缔约方数量。

表 14

已淘汰受控物质的 2023 年生产量

（公吨）

	附件/类别 ^a							共计
	附件 A 第一类	附件 A 第二类	附件 B 第二类	附件 B 第三类	附件 C 第二类	附件 C 第三类	附件 E 第一类	
报告的缔约方数量	5	3	12	3	3	3	5	不适用
所有用途总报告产量	222 190	1 866	361 968	52 551	3	4 430	10 581	653 589
用于自身原料用途的产量	221 632	1 566	326 314	52 482	1	3 566	2 487	608 046
用于自身必要或关键用途的产量	—	—	107	—	—	—	—	107
用于原料用途出口的产量	402	300	28 075	—	2	832	149	29 760
用于必要或关键用途出口的产量	—	—	—	—	—	—	5	5
生产者销毁的数量	241	5	9 204	381	—	3	8	9 842
用于检疫和装运前用途的产量 ^b	—	—	—	—	—	—	8 026	8 026

^a 附件 A 第一类物质是全氯氟烃；附件 A 第二类物质是哈龙；附件 B 第二类物质为四氯化碳；附件 B 第三类物质为 1,1,1-三氯乙烷（甲基氯仿）；附件 C 第二类物质为氟溴烃；附件 C 第三类物质为溴氯甲烷；附件 E 第一类物质为甲基溴。

^b 用于检疫和装运前用途的生产量包括国内使用量和出口量。

¹² 《蒙特利尔议定书》第 1 条明确规定，在计算生产量和消费量时应减去完全用作其他化学品制造原料的受控物质的数量，因此将其排除在控制措施以外。

¹³ 一个国家用于原料用途的受控物质的数量，是该国为原料用途生产的受控物质的数量与用于原料用途的受控物质进口量的总和。

图 2
用于原料用途的受控物质数量（公吨）

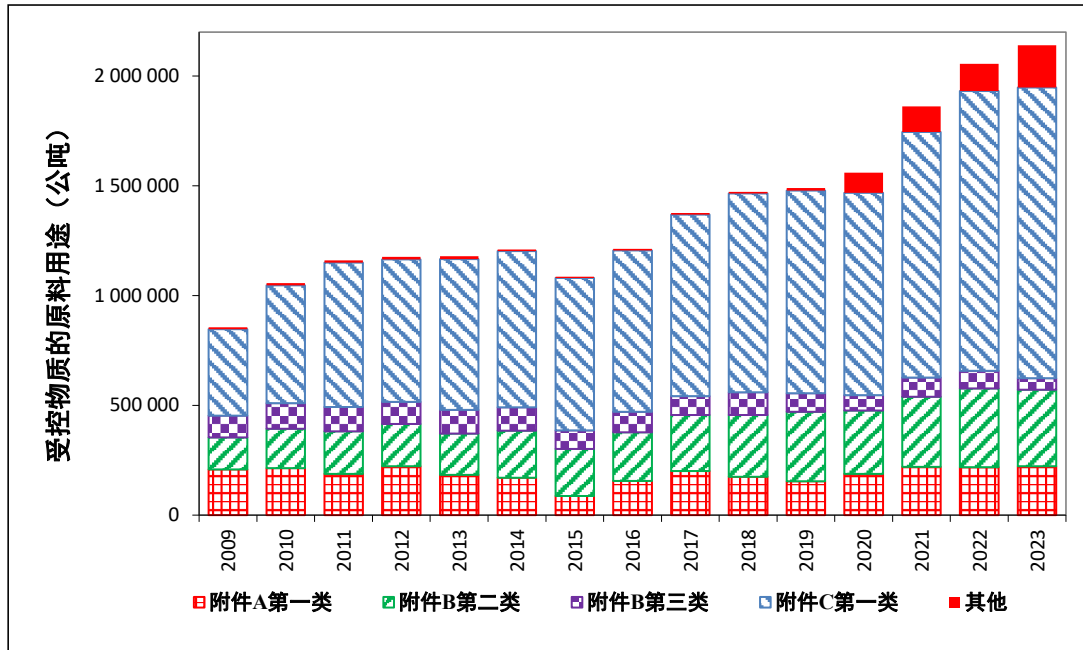
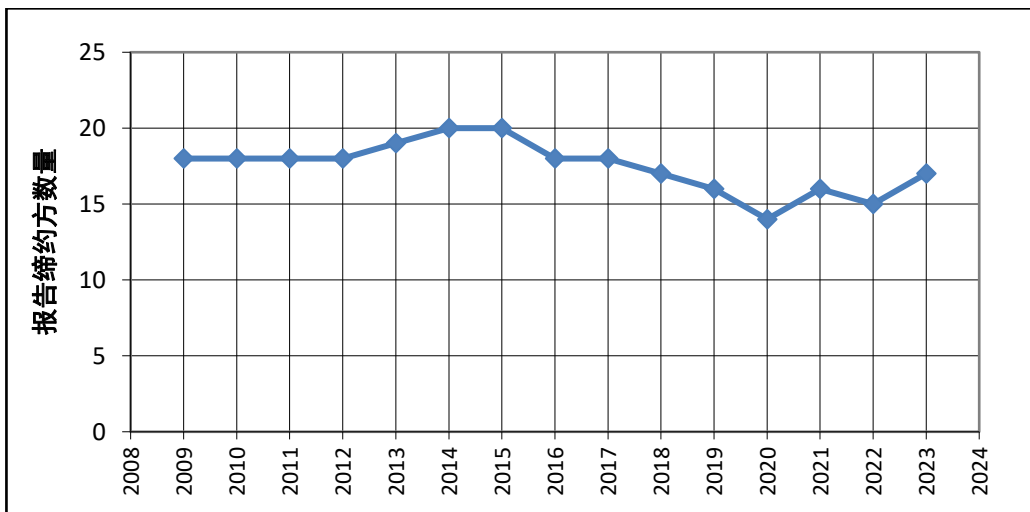


图 3
报告将受控物质用于原料用途的缔约方数量



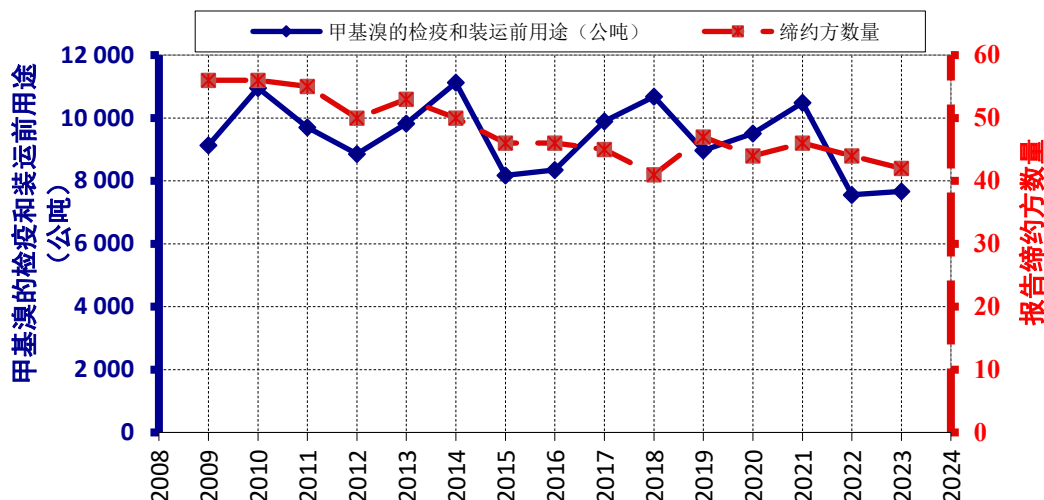
N. 已报告的甲基溴检疫和装运前用途

38. 为便于审议甲基溴检疫和装运前用途问题，¹⁴ 本文件附件十五的表格中列出了不为零的甲基溴检疫和装运前用途数据，这些数据由各缔约方根据第 7 条报告，以公吨为单位。

39. 图 4 显示了 2009 年至 2023 年全球甲基溴检疫和装运前用途的总体趋势。

¹⁴ 《议定书》第 2H 条第 6 款明确规定，该条下生产和消费计算数量不应包括缔约方用于检疫和装运前用途的数量，因此该数量排除在控制措施以外。

图 4
用于检疫和装运前用途的甲基溴数量

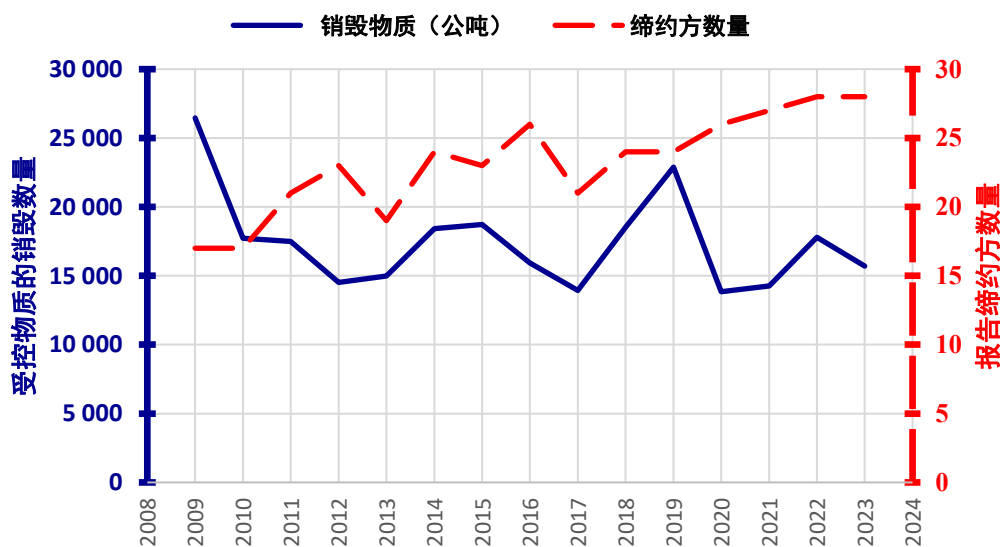


O. 已报告的受控物质销毁情况

40. 为便于审议已销毁的受控物质问题，¹⁵ 附件十六的表格列出了不为零的受控物质销毁数据，这些数据由各缔约方根据第 7 条报告。各缔约方的年度数据是当年报告的所有物质的总和，以公吨为单位。

41. 图 5 显示了 2009 年至 2023 年期间全球销毁的受控物质总量。

图 5
受控物质的销毁数量



¹⁵ 1987 年 9 月 16 日通过、1989 年 1 月 1 日生效的《蒙特利尔议定书》第 1 条规定，在计算生产量和消费量时应减去销毁的受控物质数量。然而，根据 1990 年 6 月 29 日通过、1992 年 8 月 10 日生效的《伦敦修正》，《议定书》第 7 条正式要求报告使用缔约方核准的技术加以销毁的数量。

P. 缔约方对第 XXIV/14、XXIX/18 和 XXX/14 号决定（第 7 条数据报告中应填零补格）的回应

42. 本分节概述了关于缔约方回应第 XXIV/14、XXIX/18 和 XXX/14 号决定¹⁶的信息。表 15 显示提交了含空白单元格的第 7 条数据报告表的缔约方数量，以及对秘书处后续澄清要求作出回应的缔约方数量。

43. 值得注意的是，如表 15 所示，一些缔约方使用在线报告系统进行报告，另一些缔约方使用经核准的第 7 条数据报告表格，还有一些缔约方在报告数据时不使用缔约方会议决定中商定的第 7 条数据报告表格。一些生产量和消费量为零或进口量很少的缔约方有时会以信件方式告知秘书处，而非使用第 7 条报告表，而部分第 5 条缔约方则使用执行蒙特利尔议定书多边基金秘书处的国家方案表提交其第 7 条数据。如缔约方使用国家方案表提交，秘书处会提取进口、出口和生产信息，将其记录为正式报告的第 7 条数据，并请相关缔约方使用在线报告系统或经核准的第 7 条数据报告表格（最近在第 XXXVI/12 号决定中更新）重新提交数据。

表 15

缔约方对第 XXIV/14、XXIX/18 和 XXX/14 号决定（第 7 条数据报告中应填零补格）的回应

活动描述	2019	2020	2021	2022	2023
报告年度数据（缔约方数量）	198	198	198	198	198
使用在线报告系统或第 7 条数据报告表以外的方式（如电子邮件、问卷、信函、数据表格 1 附件、国家方案表）提交数据（缔约方数量）	36	41	30	17	15
使用在线报告系统至少提交了一次第 7 条数据（缔约方数量）	105	103	109	114	112
使用报告表提交第 7 条数据，但从未使用在线报告系统（缔约方数量）	57	54	59	67	71
提交了含空白单元格的第 7 条数据报告表（缔约方数量）	10	15	16	9	15
提交了含空白单元格的第 7 条数据报告表（百分比）	5	8	8	5	8
作了澄清或提供了替代不完整表格的不同表格（缔约方数量）	10	15	16	9	13
作了澄清或提供了替代不完整表格的不同表格（百分比）	100	100	100	100	87

Q. 修订氢氟碳化物基线数据（第 XIII/15 和第 XV/19 号决定）

44. 履行委员会第七十四次会议审议了 10 项关于修订氢氟碳化物基线数据的请求。表 16 和表 17 总结了与这些请求相关的信息。

¹⁶ 缔约方第二十四次会议在第 XXIV/14 号决定中请缔约方在报告生产量、进口量、出口量或销毁量时，在其提交的数据报告表上的每个单元格中填入数字，包括酌情填入数字零，而不是保留空白单元格。该次会议还请秘书处要求所有提交含有空白单元格报告表的缔约方作出澄清。缔约方第二十九和第三十次会议分别第 XXIX/18 和第 XXX/14 号决定中向缔约方重申了这一要求。

表 16

建议履行委员会第七十四次会议核准的氢氟碳化物基线数据的修订请求

缔约方/年份	先前的氢氟碳化物数据 (二氧化碳当量吨)			拟议的新氢氟碳化物数据 (二氧化碳当量吨)		
	2020	2021	2022	2020	2021	2022
基里巴斯	7 063	10 471	3 569	7 063	10 471	4 570
马绍尔群岛	7 067	4 380	6 943	10 922	13 677	9 095
瑙鲁	335	1 186	1 456	1 997	2 175	2 326
尼日利亚	2 620 048	8 381 305	17 374 682	13 305 145	19 884 612	24 582 158
纽埃	–	74	–	–	179	–
图瓦卢	296	343	178	647	695	800
瓦努阿图	11 915	13 781	17 511	21 055	13 781	17 511

表 17

提交履行委员会第七十四次会议并仍在审议的氢氟碳化物基线数据的修订请求

缔约方/年份	先前的氢氟碳化物数据 (二氧化碳当量吨)			请求的新氢氟碳化物数据 (二氧化碳当量吨)		
	2020	2021	2022	2020	2021	2022
亚美尼亚	195 790	317 041	465 778	526 204	568 809	682 249
几内亚	878 384	1 477 938	1 673 662	1 547 442	1 693 103	1 722 612
摩洛哥	1 687 148	1 475 421	590 302	2 602 515	1 648 604	2 162 043

45. 与收到的修订氢氟碳化物基线数据的其他请求有关的更多信息，将在 UNEP/OzL.Pro/ImpCom/75/R.5 号文件中概述，并将在本报告的增编中进行总结。

46. 此外，秘书处还向履行委员会第七十四次会议介绍了解决缔约方在批准《基加利修正》之前报告氢氟碳化物基线数据（这些缔约方此时无此法律义务）的问题的方法。秘书处已致函《基加利修正》现已对其生效的缔约方，向其询问秘书处是否可以考虑将相关年份的氢氟碳化物数据作为其根据《蒙特利尔议定书》第 7 条第 2 款提交的材料。截至会议召开时，五个缔约方尚未回应秘书处的请求。

47. 应秘书处关于提供指导意见的请求，履行委员会成员通过了第 74/15 号建议，其中要求秘书处通知其余五个缔约方，它们应尽快且不迟于 2025 年 9 月 1 日确认数据，此后数据将被视为其根据第 7 条第 2 款提交的材料。在同一建议中，委员会请秘书处将今后提交的任何氢氟碳化物基线数据视为构成根据第 7 条同一款提交的材料，无论该数据是在批准《基加利修正》之前还是之后提交的。未来，委员会还同意根据第 XIII/15 号决定并遵循第 XV/19 号决定规定的方法，审查任何更改氢氟碳化物基线数据的请求，无论需要修订的数据是在何时提交的。

三、 附件

48. 表 18 列出了本报告的各项附件及其内容说明。附件四至附件十六未经正式编辑，仅有英文版。

表 18

本报告的附件

附件	说明
一	生产量和消费量的计算方式
二	与《蒙特利尔议定书》包括其修正相关的主要义务
三	2023 年和 2024 年所有缔约方的控制措施
四	受控物质的计算生产量和消费量：2024 年与基线比较：(a) 所有缔约方概述；(b) 非第 5 条缔约方；(c) 第 5 条缔约方
五	受控物质的计算生产量和消费量：2023 年与基线比较：(a) 所有缔约方概述；(b) 非第 5 条缔约方；(c) 第 5 条缔约方
六	按区域概述受控物质的计算生产量和消费量：(a) 2024 年与基线比较；(b) 2023 年与基线比较
七	受控物质的计算生产量、进口量和出口量——所有缔约方概述：(a) 2024 年与基线比较；(b) 2023 年与基线比较
八	新的和回收的受控物质的已报告进出口情况：所有缔约方 (a) 2024 年和 (b) 2023 年概述
九	(a) 2024 年和 (b) 2023 年回收受控物质的已报告进出口情况
十	概述受控物质的实验室和分析用途趋势
十一	根据第 XVIII/17 和第 XXII/20 号决定编制的储存造成的计算生产量或消费量超额情况综合记录
十二	已淘汰受控物质的报告生产量摘要
十三	已报告的受控物质原料用途摘要
十四	报告受控物质原料用途的缔约方数量
十五	已报告的用于检疫和装运前用途的甲基溴消费量
十六	已报告的受控物质销毁情况

附件一

生产量和消费量的计算方式

A. 基本公式

1. 本节介绍了秘书处如何利用缔约方根据《议定书》第7条报告的生产量、进口量、出口量和销毁量信息，计算缔约方生产和消费《蒙特利尔议定书》下受控物质的情况。

2. 分别根据《议定书》第1条第5和第6款的定义，分别用于计算生产量和消费量的最基本公式如下：

(a) 生产量=生产数量-销毁数量-原料用途数量；

(b) 消费量=生产量+进口量-出口量。

B. 按臭氧消耗潜能值或全球升温潜能值加权的数字汇总

3. 控制措施的适用对象是各类物质，而非单个物质。根据第3条和第1条第7款，每一类物质的消费量和生产量的计算方法是将公式中的每个部分（即生产量、进口量、出口量、销毁量和用作原料的数量）乘以该类物质中每种物质的臭氧消耗潜能值（若计算的是附件F物质，即氢氟碳化物，则乘以全球变暖潜能值），然后汇总结果，以得出该类的总数。

C. 原料用途

4. 当缔约方通过第IX/28号决定中的数据报告格式时，要求报告三个领域的原料用途数据：生产国境内用于原料用途的生产量；进口国内用于原料用途的进口量；接收国境内用于原料用途的出口量。第VII/30号决定第1段澄清说，在计算出口国的生产量或消费量时，不应包括为原料用途而生产而后出口的受控物质；而该决定第2段澄清说，在计算进口国的消费量时，不应包括用作原料的受控物质。

5. 调整本附件A节所载的生产和消费计算公式以反映第VII/30号决定，因此得出以下内容：

(a) 生产量=生产总量-销毁量-国内原料用途生产量¹-原料用途出口量；
2

(b) 消费量=生产量+（进口量-原料用途进口量）-（出口量-原料用途出口量²）。

D. 加工剂

6. 第X/14号决定规定，加工剂用途应以类似于原料用途的方式处理。因此，在计算生产量和消费量时不应考虑加工剂用途。该决定概述了适用排除的条件，

¹ “国内原料用途生产量”这一项是指生产缔约方国内用于原料用途的生产量。

² 在适用第VII/30号决定第1段时，仅针对在同一年内报告了特定附件类别的《蒙特利尔议定书》下受控物质的生产和出口的缔约方扣除原料用途的出口。

包括适用的用途、允许使用排除的缔约方以及其中每个缔约方的最大排放量和补给限额。

7. 如果“原料用途”一词出现在上述公式中，“加工剂用途”一词可以类似方式使用，但仅适用于符合第 X/14 号决定规定的有资质的缔约方。例如，当某缔约方报告用于加工剂用途的生产量时，只有在缔约方会议的一项决定允许该缔约方使用加工剂用途的情况下，该生产量才会被排除在计算之外。

E. 与非缔约方的贸易

8. 《议定书》第 3 条(c)款规定，在计算出口缔约方的消费量时，不应再减去它向非缔约方出口的受控物质数量。然而，根据《基加利修正》第四条第二款，对于氢氟碳化物，该规定从 2033 年 1 月 1 日起方才适用。

F. 检疫和装运前用途

9. 第 2H 条第 6 款将用于检疫和装运前用途的甲基溴排除在消费量和生产量的计算之外。在数据报告表格中，缔约方报告用于检疫和装运前用途的甲基溴生产量（即用于国内用途和出口用途的单一生产总量数字），并分别报告此类用途的出口量和此类用途的进口量。应当指出的是，检疫和装运前豁免仅适用于甲基溴，不适用于任何其他受控物质。

G. 捕获以供销毁的三氟甲烷

10. 作为第 XXX/10 号决定数据报告表的一部分通过并在第 XXXVI/12 号决定中更新的数据报告说明和准则第 7.4 段规定，为销毁或用作原料而捕获的三氟甲烷数量将不计入第 1 条定义的生产量。缔约方在数据表 6 中报告捕获以供销毁的三氟甲烷数量。

H. 调整公式

11. 进一步调整计算生产量和消费量的公式，以考虑到加工剂、向非缔约方的出口以及检疫和装运前用途的相关规定，结果如下：

(a) 生产量=生产总量-销毁数量-内部原料用途生产量¹-原料用途出口量²-检疫和装运前用途的甲基溴生产量³-捕获以供销毁的三氟甲烷数量；

(b) 消费量=生产量+（进口量-原料用途进口量-检疫和装运前用途的甲基溴进口量）-（出口量-原料用途出口量²-检疫和装运前用途的甲基溴出口量⁴-向非缔约方的出口量）。

I. 计算数字四舍五入

12. 根据缔约方第十八次会议提供的指导意见（UNEP/OzL.Pro.18/10，第 145 至第 147 段），消耗臭氧层物质的计算生产量和消费量数字四舍五入至小数点后一位。然而，按照缔约方在第 XXIII/30 号决定中的指示，在介绍和分析 2011

³ 检疫和装运前用途的甲基溴生产量包括供生产缔约方国内使用的生产量和用于出口用途的生产量。

⁴ 检疫和装运前用途的甲基溴出口量仅在出口缔约方在同一年内报告了用于此目的的甲基溴生产量的情况下予以扣除。

年 11 月 25 日之后报告的含氢氯氟烃数据时，使用了小数点后两位。对于氢氟碳化物，计算出的数字四舍五入至最近的整数。

J. 负值

13. 某一年份的计算生产量为负值意味着销毁量或用于原料用途的出口量超过了该年份的生产量。同样，计算消费量为负值表明该年份的销毁量或出口量超过了同一年份的生产量和进口量。当部分或全部销毁量来自回收物质，或部分或全部销毁量或出口量来自库存时，即发生这两种情况。

附件二

与《议定书》及其修正相关的主要义务

文书	主要义务
《蒙特利尔议定书》	报告附件 A 物质（全氯氟烃和哈龙）的第 7 条数据 控制附件 A 物质（全氯氟烃和哈龙）的生产和消费
《伦敦修正》	报告附件 B 物质（其他全氯氟烃、四氯化碳和甲基氯仿）和附件 C 第一类物质（含氢氯氟烃）的第 7 条数据 控制附件 B 物质（其他全氯氟烃、四氯化碳和甲基氯仿）的生产和消费 禁止非本修正缔约方的任何国家进口和向其出口附件 A 和附件 B 物质（全氯氟烃、哈龙、四氯化碳和甲基氯仿）
《哥本哈根修正》	报告附件 C 第一和第二类物质（含氢氯氟烃和氟溴烃）和附件 E 物质（甲基溴）的第 7 条数据 控制附件 C 第一类物质（含氢氯氟烃）的消费 控制附件 C 第二类物质（氟溴烃）和附件 E 物质（甲基溴）的生产和消费 禁止任何非本修正缔约方的国家进口和向其出口附件 C 第二类物质（氟溴烃）
《蒙特利尔修正》	建立、实施和报告受控物质进出口许可证制度 禁止从任何非本修正缔约方的国家进口和向其出口附件 E 第一类物质（甲基溴）
《北京修正》	控制附件 C 第一类物质（含氢氯氟烃）的生产 报告附件 C 第三类物质（溴氯甲烷）的第 7 条数据 控制附件 C 第三类物质（溴氯甲烷）的生产和消费 禁止从任何非本修正缔约方的国家进口和向其出口附件 C 第一类物质（含氢氯氟烃）（对于《议定书》第 5 条缔约方，根据第 XX/9 号决定，此禁令于 2013 年 1 月 1 日开始生效）
《基加利修正》	报告附件 F 物质（氢氟碳化物）的第 7 条数据 报告附件 F 第二类物质（三氟甲烷）的排放量 控制附件 F 物质（氢氟碳化物）的生产和消费

附件三

2023 年和 2024 年所有缔约方的控制措施

1. 表 1 总结了适用于非第 5 条缔约方的 2023 年和 2024 年控制措施，表 2 总结了适用于第 5 条缔约方的控制措施。
2. 对所有缔约方而言，以下情况允许超额生产或消费：必要用途或关键用途、实验室和分析用途核准的豁免数量；为满足第 5 条缔约方的国内基本需求而增加的产量。在审查履约情况时，秘书处还考虑到根据《议定书》第 2 条规定进行的缔约方之间的生产权转让。
3. 第 XVIII/17 和 XXII/20 号决定所述情景下源自储存的超额生产和消费会得到记录，以供参考；按照缔约方会议在上述决定中的指示，报告任何此类超额生产或消费并满足第 XXII/20 号决定中所述条件的缔约方不受不遵守情事程序的约束。
4. 对于先前可能处于未履约状态的、相关决定（概述这些缔约方承诺履行设有具体时限的恢复履约行动计划的决定）所针对的缔约方，这些决定中规定的限额和行动被用作决定这些缔约方是否遵守其削减生产量和消费量义务的主要因素。

表 1

适用于非第 5 条缔约方的 2023 年和 2024 年控制措施

附件/类别	2023 年和 2024 年适用于生产和消费的控制措施 ^a
附件 A 第一类（全氯氟烃）、附件 A 第二类（哈龙）、附件 B 第一类（其他全氯氟烃）、附件 B 第二类（四氯化碳）、附件 C 第二类（氟溴烃）、附件 C 第三类（溴氯甲烷）和附件 E 第一类（甲基溴）	完全淘汰，但《议定书》或缔约方会议允许、核准或豁免的数量除外
附件 C 第一类（含氢氯氟烃）	完全淘汰，但 2030 年 1 月 1 日之前基准消费量 0.5% 的年度允许量除外，用于《议定书》规定的四个部门
附件 F（氢氟碳化物）	2023 年：不超过基线的 90% ^b 2024 年：不超过基线的 60% ^b

^a 《议定书》或缔约方会议允许、核准或豁免的数量除外。

^b 对于白俄罗斯、哈萨克斯坦、俄罗斯联邦、塔吉克斯坦和乌兹别克斯坦，根据第 XXVIII/2 号决定第 1 段，不超过基线的 95%。

表 2

适用于第 5 条缔约方的 2023 年和 2024 年控制措施

附件/类别	2023 年和 2024 年适用于生产和消费的控制措施 ^a
附件 A 第一类（全氯氟烃）、附件 A 第二类（哈龙）、附件 B 第一类（其他全氯氟烃）、附件 B 第二类（四氯化碳）、附件 B 第三类（甲基氯仿）、附件 C 第二类（氟溴烃）、附件 C 第三类（溴氯甲烷）和附件 E 第一类（甲基溴）	完全淘汰，但《议定书》或缔约方会议允许、核准或豁免的数量除外

附件/类别	2023 年和 2024 年适用于生产和消费的控制措施 ^a
附件 C 第一类（含氢氯氟烃）	不超过基线的 65%
附件 F（氢氟碳化物）	2024 年：不超过基线 ^b

^a 《议定书》或缔约方会议允许、核准或豁免的数量除外。

^b 对于白俄罗斯、哈萨克斯坦、俄罗斯联邦、塔吉克斯坦和乌兹别克斯坦，根据第 XXVIII/2 号决定第 1 段，不超过基线的 95%。

**Annex IVa- Production and consumption of controlled substances - comparison of 2024 with baseline:
Summary for All parties (ODP/CO2-eq tonnes)**

Key

- AI - Annex A, Group I (CFCs). Base for Article 5 parties is the average of 1995, 1996 and 1997. Base for non-Article 5 Parties is 1986.
 AII - Annex A, Group II (Halons). Base for Article 5 parties is the average of 1995, 1996 and 1997. Base for non-Article 5 Parties is 1986.
 BI - Annex B, Group I (Other Halogenated CFCs). Base for Article 5 parties = average of 1998, 1999 and 2000. Base for non-Article 5 Parties is 1989.
 BII - Annex B, Group II (Carbon Tetrachloride). Base for Article 5 parties is the average of 1998, 1999 and 2000. Base for non-Article 5 Parties is 1989.
 BIII - Annex B, Group III (Methyl Chloroform). Base for Article 5 parties is the average of 1998, 1999 and 2000. Base for non-Article 5 Parties is 1989.
 CI - Annex C, Group I (HCFCs). Base for Article 5 parties is the average of 2009 and 2010. Base consumption for non-Article 5 Parties is 1989 consumption of HCFCs plus 2.8% of 1989 consumption of CFCs. Base production for non-Article 5 Parties is Average of 1989 HCFC production + 2.8% of 1989 CFC production and 1989 HCFC consumption + 2.8% of 1989 CFC consumption.
 CII - Annex C, Group II (HBFCs). Phase-out requirement was from 1996.
 CIII - Annex C, Group III (Bromochloromethane). Phase-out requirement was from 2002.
 EI - Annex E, Group I (Methyl Bromide). Base for Article 5 parties is the average of 1995, 1996, 1997 and 1998. Base for non-Article 5 Parties is 1991.
 F - Annex F Hydrofluorocarbons (HFCs). Base for Article 5 Group 1 parties is the average HFC for 2020–2022 + 65% of HCFC baseline. Base for Article 5 parties- Group 2 is the average HFC for 2024–2026 + 65% of HCFC baseline. Base for non-Article 5 parties is the average HFC for 2011–2013 + 15% (25% for Belarus, Kazakhstan, the Russian Federation, Tajikistan and Uzbekistan) of HCFC baseline.

	PRODUCTION*			CONSUMPTION*			
	2024	Base	% Chng	2024	Base	% Chng	Per Cap. Cons.
All Parties - 112 (Population**: 3,665,212)							
AI - Chlorofluorocarbons (CFCs)	-262.6	542,790.9	-100	-295.7	623,612.4	-100.00	0.0000
AII - Halons	-153.4	110,912.0	-100	-399.7	108,385.0	-100.00	0.0000
BI - Other Fully Halogenated CFCs	0.0	2,703.0	-100	0.0	2,752.7	-100.00	0.0000
BII - Carbon Tetrachloride (CTC)	-61.4	222,910.3	-100	-3,188.8	239,759.6	-100.00	0.0000
BIII - Methyl Chloroform (TCA)	3.8	30,203.3	-99.99	4.6	32,722.0	-99.99	0.0000
CI - Hydrochlorofluorocarbons (HCFCs)	277.53	20,288.10	-98.63	2,885.48	28,798.72	-89.98	0.0008
CII - Hydrobromofluorocarbons (HBFCs)	0.0		-100	-0.5		-100.00	0.0000
CIII - Bromochloromethane (BCM)	-1.5		-100	-3.7		-100.00	0.0000
EI - Methyl Bromide (MB)	0.0	5,923.1	-100	28.5	20,924.7	-99.86	0.0000
Subtotal - Summation excludes Annex F	-197.57	935,730.70	-100	-969.82	1,056,955.12	-100.00	0.0000
F - Hydrofluorocarbons (HFCs)	10,812,672	151,116,066	-92.84	346,801,814	686,915,396	-49.51	94.6199
Article 5 Parties - 84 (Population**: 2,478,502)							
AI - Chlorofluorocarbons (CFCs)	0.0	29,702.3	-100	0.0	59,397.7	-100.00	0.0000
AII - Halons	0.0	0.0	-100	0.0	5,440.8	-100.00	0.0000
BI - Other Fully Halogenated CFCs	0.0	0.0	-100	0.0	39.2	-100.00	0.0000
BII - Carbon Tetrachloride (CTC)	0.0	12,914.8	-100	0.0	4,259.7	-100.00	0.0000
BIII - Methyl Chloroform (TCA)	0.0	40.1	-100	0.0	341.2	-100.00	0.0000
CI - Hydrochlorofluorocarbons (HCFCs)	297.89	1,072.30	-72.22	2,903.39	9,268.42	-68.67	0.0012
CII - Hydrobromofluorocarbons (HBFCs)	0.0		-100	0.0		-100.00	0.0000
CIII - Bromochloromethane (BCM)	0.0		-100	0.0		-100.00	0.0000
EI - Methyl Bromide (MB)	0.0	30.0	-100	34.0	6,390.7	-99.47	0.0000
Subtotal - Summation excludes Annex F	297.89	43,759.50	-99.32	2,937.39	85,137.72	-96.55	0.0012
F - Hydrofluorocarbons (HFCs)	650,437	23,445,690	-97.23	243,486,698	373,167,104	-34.75	98.2395
Non-Article 5 Parties - 28 (Population**: 1,186,710)							
AI - Chlorofluorocarbons (CFCs)	-262.6	513,088.6	-100	-295.7	564,214.7	-100.00	0.0000
AII - Halons	-153.4	110,912.0	-100	-399.7	102,944.2	-100.00	0.0000
BI - Other Fully Halogenated CFCs	0.0	2,703.0	-100	0.0	2,713.5	-100.00	0.0000
BII - Carbon Tetrachloride (CTC)	-61.4	209,995.5	-100	-3,188.8	235,499.9	-100.00	0.0000
BIII - Methyl Chloroform (TCA)	3.8	30,163.2	-99.99	4.6	32,380.8	-99.99	0.0000
CI - Hydrochlorofluorocarbons (HCFCs)	-20.36	19,215.80	-100	-17.91	19,530.30	-100.00	0.0000
CII - Hydrobromofluorocarbons (HBFCs)	0.0		-100	-0.5		-100.00	0.0000
CIII - Bromochloromethane (BCM)	-1.5		-100	-3.7		-100.00	0.0000
EI - Methyl Bromide (MB)	0.0	5,893.1	-100	-5.5	14,534.0	-100.00	0.0000
Subtotal - Summation excludes Annex F	-495.46	891,971.20	-100	-3,907.21	971,817.40	-100.00	0.0000
F - Hydrofluorocarbons (HFCs)	10,162,235	127,670,376	-92.04	103,315,116	313,748,292	-67.07	87.0601

* Production and Consumption numbers are rounded to a uniform number of decimal places for each annex group. Display of zero consumption or production has been suppressed for annex groups that have been phased out (namely annex A, annex B, groups II and III of annex C, and annex E) to make it easier to view non-zero consumption.

** Population in thousands.

- % Chng = Percentage change of the annual figure when compared to the baseline.
- Per Cap. = Per capita consumption.

**Annex IVb - Production and consumption of controlled substances - comparison of 2024 with baseline:
Non-Article 5 Parties (ODP/CO2-eq tonnes)**

Key

- AI - Annex A, Group I (CFCs). Base for Article 5 parties is the average of 1995, 1996 and 1997. Base for non-Article 5 Parties is 1986.
 AII - Annex A, Group II (Halons). Base for Article 5 parties is the average of 1995, 1996 and 1997. Base for non-Article 5 Parties is 1986.
 BI - Annex B, Group I (Other Halogenated CFCs). Base for Article 5 parties = average of 1998, 1999 and 2000. Base for non-Article 5 Parties is 1989.
 BII - Annex B, Group II (Carbon Tetrachloride). Base for Article 5 parties is the average of 1998, 1999 and 2000. Base for non-Article 5 Parties is 1989.
 BIII - Annex B, Group III (Methyl Chloroform). Base for Article 5 parties is the average of 1998, 1999 and 2000. Base for non-Article 5 Parties is 1989.
 CI - Annex C, Group I (HCFCs). Base for Article 5 parties is the average of 2009 and 2010. Base consumption for non-Article 5 Parties is 1989 consumption of HCFCs plus 2.8% of 1989 consumption of CFCs. Base production for non-Article 5 Parties is Average of 1989 HCFC production + 2.8% of 1989 CFC production and 1989 HCFC consumption + 2.8% of 1989 CFC consumption.
 CII - Annex C, Group II (HBFCs). Phase-out requirement was from 1996.
 CIII - Annex C, Group III (Bromochloromethane). Phase-out requirement was from 2002.
 EI - Annex E, Group I (Methyl Bromide). Base for Article 5 parties is the average of 1995, 1996, 1997 and 1998. Base for non-Article 5 Parties is 1991.
 F - Annex F Hydrofluorocarbons (HFCs). Base for Article 5 Group 1 parties is the average HFC for 2020-2022 + 65% of HCFC baseline. Base for Article 5 parties- Group 2 is the average HFC for 2024-2026 + 65% of HCFC baseline. Base for non-Article 5 parties is the average HFC for 2011-2013 + 15% (25% for Belarus, Kazakhstan, the Russian Federation, Tajikistan and Uzbekistan) of HCFC baseline.

	PRODUCTION*			CONSUMPTION*			
	2024	Base	% Chng	2024	Base	% Chng	Per Cap. Cons.
Andorra - Date Received: 19-Aug-2025 Non-Article 5 Parties WEUR (Population**: 81)							
CI - Hydrochlorofluorocarbons (HCFCs)	0.00	3.50	-100	0.00	6.90	-100.00	0.0000
Subtotal - Summation excludes Annex F	0.00	3.50	-100	0.00	6.90	-100.00	0.0000
F - Hydrofluorocarbons (HFCs)	0	13,898	-100	13,044	69,107	-81.12	161.0370
Australia - Date Received: 31-Jul-2025 Non-Article 5 Parties WEUR (Population**: 26,581)							
AI - Chlorofluorocarbons (CFCs)	-4.5	15,385.4	-100	-4.5	14,290.4	-100.00	0.0000
CI - Hydrochlorofluorocarbons (HCFCs)	-7.16	587.10	-100	-5.93	548.70	-100.00	0.0000
Subtotal - Summation excludes Annex F	-11.66	15,972.50	-100	-10.43	14,839.10	-100.00	0.0000
F - Hydrofluorocarbons (HFCs)	-943,347	1,205,875	-100	4,251,739	10,814,521	-60.68	159.9541
Azerbaijan - Date Received: 13-Feb-2025 Non-Article 5 Parties EEUR (Population**: 10,305)							
CI - Hydrochlorofluorocarbons (HCFCs)	0.00	7.40	-100	0.00	14.90	-100.00	0.0000
Subtotal - Summation excludes Annex F	0.00	7.40	-100	0.00	14.90	-100.00	0.0000
F - Hydrofluorocarbons (HFCs)	0		-100	-982		-100.00	0.0000
Belgium - Date Received: 1-Jul-2025 Non-Article 5 Parties WEUR (Population**: 11,728)							
CI - Hydrochlorofluorocarbons (HCFCs)	0.00	0.00	-100				
Subtotal - Summation excludes Annex F	0.00	0.00	-100				
F - Hydrofluorocarbons (HFCs)	0	0	-100				
Bulgaria - Date Received: 30-Jun-2025 Non-Article 5 Parties EEUR (Population**: 6,778)							
CI - Hydrochlorofluorocarbons (HCFCs)	0.00	40.90	-100				
Subtotal - Summation excludes Annex F	0.00	40.90	-100				
F - Hydrofluorocarbons (HFCs)	0	61,765	-100				
Canada - Date Received: 31-Jul-2025 Non-Article 5 Parties WEUR (Population**: 39,538)							
BII - Carbon Tetrachloride (CTC)	0.0	29,309.5	-100	0.1	6,167.7	-100.00	0.0000
CI - Hydrochlorofluorocarbons (HCFCs)	0.00	819.60	-100	0.13	892.30	-99.99	0.0000
Subtotal - Summation excludes Annex F	0.00	30,129.10	-100	0.23	7,060.00	-100.00	0.0000
F - Hydrofluorocarbons (HFCs)	0	2,174,370	-100	8,394,444	18,035,516	-53.46	212.3133
Cyprus - Date Received: 20-Jun-2025 Non-Article 5 Parties ASIA (Population**: 1,352)							
CI - Hydrochlorofluorocarbons (HCFCs)	0.00	4.30	-100				
Subtotal - Summation excludes Annex F	0.00	4.30	-100				
F - Hydrofluorocarbons (HFCs)	0	6,688	-100				
Czechia - Date Received: 30-Jun-2025 Non-Article 5 Parties EEUR (Population**: 10,792)							
BII - Carbon Tetrachloride (CTC)	-0.2	5,285.5	-100				
CI - Hydrochlorofluorocarbons (HCFCs)	-0.01	107.60	-100				
CIII - Bromochloromethane (BCM)	-0.1		-100				
Subtotal - Summation excludes Annex F	-0.31	5,393.10	-100				
F - Hydrofluorocarbons (HFCs)	-4,154	162,669	-100				
Denmark - Date Received: 30-Jun-2025 Non-Article 5 Parties WEUR (Population**: 5,964)							
BII - Carbon Tetrachloride (CTC)	-2.6	0.0	-100				
CI - Hydrochlorofluorocarbons (HCFCs)	-0.50	68.90	-100				
Subtotal - Summation excludes Annex F	-3.10	68.90	-100				
F - Hydrofluorocarbons (HFCs)	0	118,820	-100				
Estonia - Date Received: 30-Jun-2025 Non-Article 5 Parties EEUR (Population**: 1,367)							
CI - Hydrochlorofluorocarbons (HCFCs)	0.00	2.80	-100				
Subtotal - Summation excludes Annex F	0.00	2.80	-100				
F - Hydrofluorocarbons (HFCs)	0	5,009	-100				
European Union - Date Received: 30-Jun-2025 Non-Article 5 Parties WEUR (Population**: 506,178)							
AI - Chlorofluorocarbons (CFCs)				-291.2	309,307.6	-100.00	0.0000
AII - Halons				-399.7	44,882.6	-100.00	0.0000
BII - Carbon Tetrachloride (CTC)				-3,195.8	51,150.2	-100.00	0.0000
BIII - Methyl Chloroform (TCA)				4.6	12,537.7	-99.96	0.0000
CI - Hydrochlorofluorocarbons (HCFCs)				-17.83	8,436.70	-100.00	0.0000
CII - Hydrobromofluorocarbons (HBFCs)				-0.5		-100.00	0.0000
CIII - Bromochloromethane (BCM)				-3.7		-100.00	0.0000
EI - Methyl Bromide (MB)				-5.5	10,318.0	-100.00	0.0000
Subtotal - Summation excludes Annex F				-3,909.63	436,632.80	-100.00	0.0000
F - Hydrofluorocarbons (HFCs)				39,179,196	163,576,330	-76.05	77.4020
France - Date Received: 30-Jun-2025 Non-Article 5 Parties WEUR (Population**: 66,496)							
AI - Chlorofluorocarbons (CFCs)	-105.6	71,018.4	-100				
AII - Halons	-151.4	34,465.0	-100				
BII - Carbon Tetrachloride (CTC)	-42.6	5,119.4	-100				
BIII - Methyl Chloroform (TCA)	3.8	6,169.5	-99.94				
CI - Hydrochlorofluorocarbons (HCFCs)	-1.25	2,337.40	-100				
Subtotal - Summation excludes Annex F	-297.05	119,109.70	-100				
F - Hydrofluorocarbons (HFCs)	-189,814	32,975,001	-100				
Germany - Date Received: 30-Jun-2025 Non-Article 5 Parties WEUR (Population**: 84,696)							
AI - Chlorofluorocarbons (CFCs)	-132.3	123,652.8	-100				

Bill - Carbon Tetrachloride (CTC)	-22.9	8,067.4	-100					
Cl - Hydrochlorofluorocarbons (HCFCs)	-14.20	3,425.60	-100					
CIII - Bromochloromethane (BCM)	-1.4		-100					
Subtotal - Summation excludes Annex F	-170.80	135,145.80	-100					
F - Hydrofluorocarbons (HFCs)	1,695,029	21,556,537	-92.14					
Holy See - Date Received: 7-Aug-2025 Non-Article 5 Parties WEUR (Population**: 0)								
Cl - Hydrochlorofluorocarbons (HCFCs)	0.00	0.10	-100	0.00	0.20	-100.00		0.0000
Subtotal - Summation excludes Annex F	0.00	0.10	-100	0.00	0.20	-100.00		0.0000
F - Hydrofluorocarbons (HFCs)	0	407	-100	251	1,392	-81.97		
Hungary - Date Received: 30-Jun-2025 Non-Article 5 Parties EEUR (Population**: 9,690)								
Al - Chlorofluorocarbons (CFCs)	-3.5	0.0	-100					
Cl - Hydrochlorofluorocarbons (HCFCs)	0.00	67.90	-100					
Subtotal - Summation excludes Annex F	-3.50	67.90	-100					
F - Hydrofluorocarbons (HFCs)	0	72,881	-100					
Italy - Date Received: 30-Jun-2025 Non-Article 5 Parties WEUR (Population**: 59,435)								
Cl - Hydrochlorofluorocarbons (HCFCs)	0.00	1,704.10	-100					
Subtotal - Summation excludes Annex F	0.00	1,704.10	-100					
F - Hydrofluorocarbons (HFCs)	0	3,182,160	-100					
Japan - Date Received: 28-May-2025 Non-Article 5 Parties ASIA (Population**: 124,071)								
Bill - Carbon Tetrachloride (CTC)	6.9	19,602.0	-99.96	6.9	74,879.2	-99.99		0.0001
Cl - Hydrochlorofluorocarbons (HCFCs)	0.00	5,645.40	-100	0.00	5,554.90	-100.00		0.0000
Subtotal - Summation excludes Annex F	6.90	25,247.40	-99.97	6.90	80,434.10	-99.99		0.0001
F - Hydrofluorocarbons (HFCs)	15,894,179	50,031,911	-68.23	23,897,698	71,521,258	-66.59		192,6131
Lithuania - Date Received: 30-Jun-2025 Non-Article 5 Parties EEUR (Population**: 2,867)								
Cl - Hydrochlorofluorocarbons (HCFCs)	0.00	77.80	-100					
Subtotal - Summation excludes Annex F	0.00	77.80	-100					
F - Hydrofluorocarbons (HFCs)	0	97,592	-100					
Luxembourg - Date Received: 30-Jun-2025 Non-Article 5 Parties WEUR (Population**: 669)								
Cl - Hydrochlorofluorocarbons (HCFCs)	0.00	0.00	-100					
Subtotal - Summation excludes Annex F	0.00	0.00	-100					
F - Hydrofluorocarbons (HFCs)	0	0	-100					
Monaco - Date Received: 7-May-2025 Non-Article 5 Parties WEUR (Population**: 39)								
Cl - Hydrochlorofluorocarbons (HCFCs)	0.00	1.20	-100	0.00	2.40	-100.00		0.0000
Subtotal - Summation excludes Annex F	0.00	1.20	-100	0.00	2.40	-100.00		0.0000
F - Hydrofluorocarbons (HFCs)	0	138,936	-100	225,283	989,402	-77.23		40,5915
Norway - Date Received: 30-Jun-2025 Non-Article 5 Parties WEUR (Population**: 5,550)								
Cl - Hydrochlorofluorocarbons (HCFCs)	0.00	38.00	-100	0.00	76.00	-100.00		0.0000
Subtotal - Summation excludes Annex F	0.00	38.00	-100	0.00	76.00	-100.00		0.0000
F - Hydrofluorocarbons (HFCs)	0	138,936	-100	225,283	989,402	-77.23		40,5915
Poland - Date Received: 30-Jun-2025 Non-Article 5 Parties EEUR (Population**: 38,712)								
Al - Chlorofluorocarbons (CFCs)	-5.9	0.0	-100					
Cl - Hydrochlorofluorocarbons (HCFCs)	-0.51	97.30	-100					
Subtotal - Summation excludes Annex F	-6.41	97.30	-100					
F - Hydrofluorocarbons (HFCs)	-60,575	221,244	-100					
Portugal - Date Received: 23-Jun-2025 Non-Article 5 Parties WEUR (Population**: 10,431)								
Cl - Hydrochlorofluorocarbons (HCFCs)	0.00	0.00	-100					
Subtotal - Summation excludes Annex F	0.00	0.00	-100					
F - Hydrofluorocarbons (HFCs)	0	0	-100					
Russian Federation - Date Received: 6-Jun-2025 Non-Article 5 Parties EEUR (Population**: 145,206)								
Cl - Hydrochlorofluorocarbons (HCFCs)	3.50	4,066.10	-99.91	5.72	3,996.90	-99.86		0.0000
Subtotal - Summation excludes Annex F	3.50	4,066.10	-99.91	5.72	3,996.90	-99.86		0.0000
F - Hydrofluorocarbons (HFCs)	-6,229,068	15,352,188	-100	27,354,443	48,729,257	-43.86		188,3637
San Marino - Date Received: 20-May-2025 Non-Article 5 Parties WEUR (Population**: 34)								
Cl - Hydrochlorofluorocarbons (HCFCs)	0.00	0.20	-100	0.00	0.40	-100.00		0.0000
Subtotal - Summation excludes Annex F	0.00	0.20	-100	0.00	0.40	-100.00		0.0000
F - Hydrofluorocarbons (HFCs)	0	366	-100	0	11,509	-100.00		0.0000
Slovenia - Date Received: 3-Jul-2025 Non-Article 5 Parties EEUR (Population**: 2,119)								
Cl - Hydrochlorofluorocarbons (HCFCs)	0.00	34.00	-100					
Subtotal - Summation excludes Annex F	0.00	34.00	-100					
F - Hydrofluorocarbons (HFCs)	0	39,123	-100					
Sweden - Date Received: 30-Jun-2025 Non-Article 5 Parties WEUR (Population**: 10,581)								
Al - Chlorofluorocarbons (CFCs)	-10.8	0.0	-100					
All - Halons	-2.0	0.0	-100					
Cl - Hydrochlorofluorocarbons (HCFCs)	-0.23	78.60	-100					
Subtotal - Summation excludes Annex F	-13.03	78.60	-100					
F - Hydrofluorocarbons (HFCs)	-15	252,936	-100					

* Production and Consumption numbers are rounded to a uniform number of decimal places for each annex group. Display of zero consumption or production has been suppressed for annex groups that have been phased out (namely annex A, annex B, groups II and III of annex C, and annex E) to make it easier to view non-zero consumption.

** Population in thousands.

• % Chng = Percentage change of the annual figure when compared to the baseline.

• Per Cap. = Per capita consumption.

**Annex IVc - Production and consumption of controlled substances - comparison of 2024 with baseline:
Article 5 Parties (ODP/CO2-eq tonnes)**

Key

- AI - Annex A, Group I (CFCs). Base for Article 5 parties is the average of 1995, 1996 and 1997. Base for non-Article 5 Parties is 1986.
 AII - Annex A, Group II (Halons). Base for Article 5 parties is the average of 1995, 1996 and 1997. Base for non-Article 5 Parties is 1986.
 BI - Annex B, Group I (Other Halogenated CFCs). Base for Article 5 parties = average of 1998, 1999 and 2000. Base for non-Article 5 Parties is 1989.
 BII - Annex B, Group II (Carbon Tetrachloride). Base for Article 5 parties is the average of 1998, 1999 and 2000. Base for non-Article 5 Parties is 1989.
 BIII - Annex B, Group III (Methyl Chloroform). Base for Article 5 parties is the average of 1998, 1999 and 2000. Base for non-Article 5 Parties is 1989.
 CI - Annex C, Group I (HCFCs). Base for Article 5 parties is the average of 2009 and 2010. Base consumption for non-Article 5 Parties is 1989 consumption of HCFCs plus 2.8% of 1989 consumption of CFCs. Base production for non-Article 5 Parties is Average of 1989 HCFC production + 2.8% of 1989 CFC production and 1989 HCFC consumption + 2.8% of 1989 CFC consumption.
 CII - Annex C, Group II (HBFCs). Phase-out requirement was from 1996.
 CIII - Annex C, Group III (Bromochloromethane). Phase-out requirement was from 2002.
 EI - Annex E, Group I (Methyl Bromide). Base for Article 5 parties is the average of 1995, 1996, 1997 and 1998. Base for non-Article 5 Parties is 1991.
 F - Annex F Hydrofluorocarbons (HFCs). Base for Article 5 Group 1 parties is the average HFC for 2020-2022 + 65% of HCFC baseline. Base for Article 5 parties- Group 2 is the average HFC for 2024-2026 + 65% of HCFC baseline. Base for non-Article 5 parties is the average HFC for 2011-2013 + 15% (25% for Belarus, Kazakhstan, the Russian Federation, Tajikistan and Uzbekistan) of HCFC baseline.

	PRODUCTION*			CONSUMPTION*			
	2024	Base	% Chng	2024	Base	% Chng	Per Cap. Cons.
Afghanistan - Date Received: 15-Jun-2025 Article 5 Parties ASIA (Population**: 42,045)							
CI - Hydrochlorofluorocarbons (HCFCs)	0.00	0.00	-100	10.61	23.60	-55.04	0.0003
Subtotal - Summation excludes Annex F	0.00	0.00	-100	10.61	23.60	-55.04	0.0003
Angola - Date Received: 11-Aug-2025 Article 5 Parties AFR (Population**: 37,313)							
CI - Hydrochlorofluorocarbons (HCFCs)	0.00	0.00	-100	2.75	16.00	-82.81	0.0001
Subtotal - Summation excludes Annex F	0.00	0.00	-100	2.75	16.00	-82.81	0.0001
F - Hydrofluorocarbons (HFCs)	0	0	-100	3,877,981	3,878,000	0.00	103.9311
Antigua and Barbuda - Date Received: 3-Jun-2025 Article 5 Parties LAC (Population**: 94)							
CI - Hydrochlorofluorocarbons (HCFCs)	0.00	0.00	-100	0.00	0.30	-100.00	0.0000
Subtotal - Summation excludes Annex F	0.00	0.00	-100	0.00	0.30	-100.00	0.0000
F - Hydrofluorocarbons (HFCs)	0	0	-100	85,977			914.6489
Argentina - Date Received: 14-Aug-2025 Article 5 Parties LAC (Population**: 45,618)							
CI - Hydrochlorofluorocarbons (HCFCs)	100.03	224.60	-55.46	158.45	400.70	-60.46	0.0035
Subtotal - Summation excludes Annex F	100.03	224.60	-55.46	158.45	400.70	-60.46	0.0035
F - Hydrofluorocarbons (HFCs)	0	4,803,138	-100	13,194,064	19,219,484	-31.35	289.2293
Barbados - Date Received: 30-Apr-2025 Article 5 Parties LAC (Population**: 282)							
CI - Hydrochlorofluorocarbons (HCFCs)	0.00	0.00	-100	0.69	3.70	-81.35	0.0024
Subtotal - Summation excludes Annex F	0.00	0.00	-100	0.69	3.70	-81.35	0.0024
F - Hydrofluorocarbons (HFCs)	0	0	-100	199,042	295,419	-32.62	705.8227
Belize - Date Received: 8-May-2025 Article 5 Parties LAC (Population**: 414)							
CI - Hydrochlorofluorocarbons (HCFCs)	0.00	0.00	-100	0.56	2.80	-80.00	0.0014
Subtotal - Summation excludes Annex F	0.00	0.00	-100	0.56	2.80	-80.00	0.0014
F - Hydrofluorocarbons (HFCs)****	0	0	-100	124,155	502,263	-75.28	299.8913
Benin - Date Received: 8-Jul-2025 Article 5 Parties AFR (Population**: 14,288)							
CI - Hydrochlorofluorocarbons (HCFCs)	0.00	0.00	-100	8.80	23.80	-63.03	0.0006
Subtotal - Summation excludes Annex F	0.00	0.00	-100	8.80	23.80	-63.03	0.0006
F - Hydrofluorocarbons (HFCs)	0	0	-100	1,493,635	1,875,057	-20.34	104.5377
Bhutan - Date Received: 14-Jul-2025 Article 5 Parties ASIA (Population**: 789)							
CI - Hydrochlorofluorocarbons (HCFCs)	0.00	0.00	-100	0.01	0.30	-96.67	0.0000
Subtotal - Summation excludes Annex F	0.00	0.00	-100	0.01	0.30	-96.67	0.0000
F - Hydrofluorocarbons (HFCs)	0	0	-100	6,391	13,105	-51.23	8.1001
Bolivia (Plurinational State of) - Date Received: 25-Aug-2025 Article 5 Parties LAC (Population**: 12,329)							
CI - Hydrochlorofluorocarbons (HCFCs)	0.00	0.00	-100	1.53	6.10	-74.92	0.0001
Subtotal - Summation excludes Annex F	0.00	0.00	-100	1.53	6.10	-74.92	0.0001
F - Hydrofluorocarbons (HFCs)	0	0	-100	647,503	677,884	-4.48	52.5187
Botswana - Date Received: 16-Apr-2025 Article 5 Parties AFR (Population**: 2,501)							
CI - Hydrochlorofluorocarbons (HCFCs)	0.00	0.00	-100	4.32	11.00	-60.73	0.0017
Subtotal - Summation excludes Annex F	0.00	0.00	-100	4.32	11.00	-60.73	0.0017
F - Hydrofluorocarbons (HFCs)	0	0	-100	389,849	389,992	-0.04	155.8772
Brazil - Date Received: 17-Jun-2025 Article 5 Parties LAC (Population**: 211,574)							
CI - Hydrochlorofluorocarbons (HCFCs)	0.00	0.00	-100	443.85	1,327.30	-66.56	0.0021
Subtotal - Summation excludes Annex F	0.00	0.00	-100	443.85	1,327.30	-66.56	0.0021
F - Hydrofluorocarbons (HFCs)****	0	0	-100	43,693,160	76,344,535	-42.77	206.5148
Brunei Darussalam - Date Received: 21-Jun-2025 Article 5 Parties ASIA (Population**: 461)							
CI - Hydrochlorofluorocarbons (HCFCs)	0.00	0.00	-100	2.54	6.10	-58.36	0.0055
Subtotal - Summation excludes Annex F	0.00	0.00	-100	2.54	6.10	-58.36	0.0055
F - Hydrofluorocarbons (HFCs)****	0	0	-100	332,755			721.8113
Cambodia - Date Received: 22-Aug-2025 Article 5 Parties ASIA (Population**: 17,533)							
CI - Hydrochlorofluorocarbons (HCFCs)	0.00	0.00	-100	7.54	15.00	-49.73	0.0004
Subtotal - Summation excludes Annex F	0.00	0.00	-100	7.54	15.00	-49.73	0.0004
F - Hydrofluorocarbons (HFCs)	0	0	-100	892,097	1,263,376	-29.39	50.8810
Cameroon - Date Received: 17-Apr-2025 Article 5 Parties AFR (Population**: 28,748)							
CI - Hydrochlorofluorocarbons (HCFCs)	0.00	0.00	-100	22.20	88.80	-75.00	0.0008
Subtotal - Summation excludes Annex F	0.00	0.00	-100	22.20	88.80	-75.00	0.0008
F - Hydrofluorocarbons (HFCs)	0	0	-100	3,599,545	4,760,203	-24.38	125.2103
Central African Republic - Date Received: 18-Aug-2025 Article 5 Parties AFR (Population**: 5,240)							
CI - Hydrochlorofluorocarbons (HCFCs)	0.00	0.00	-100	5.98	12.00	-50.17	0.0011
Subtotal - Summation excludes Annex F	0.00	0.00	-100	5.98	12.00	-50.17	0.0011
Chad - Date Received: 3-Jul-2025 Article 5 Parties AFR (Population**: 19,870)							
CI - Hydrochlorofluorocarbons (HCFCs)	0.00	0.00	-100	10.04	16.10	-37.64	0.0005
Subtotal - Summation excludes Annex F	0.00	0.00	-100	10.04	16.10	-37.64	0.0005
F - Hydrofluorocarbons (HFCs)	0	0	-100	3,228,718	3,573,612	-9.65	162.4921
Colombia - Date Received: 25-Jun-2025 Article 5 Parties LAC (Population**: 52,610)							
CI - Hydrochlorofluorocarbons (HCFCs)	0.00	0.00	-100	10.08	225.60	-95.53	0.0002

Subtotal - Summation excludes Annex F	0.00	0.00	-100	10.08	225.60	-95.53	0.0002
F - Hydrofluorocarbons (HFCs)	0	0	-100	4,647,025	8,652,982	-46.30	88.3297
Congo - Date Received: 22-Jun-2025 Article 5 Parties AFR (Population**:	6,258)						
CI - Hydrochlorofluorocarbons (HCFCs)	0.00	0.00	-100	4.92	10.14	-51.48	0.0008
Subtotal - Summation excludes Annex F	0.00	0.00	-100	4.92	10.14	-51.48	0.0008
F - Hydrofluorocarbons (HFCs)	0	0	-100	281,443	504,649	-44.23	44.9733
Costa Rica - Date Received: 30-Apr-2025 Article 5 Parties LAC (Population**:	5,118)						
CI - Hydrochlorofluorocarbons (HCFCs)	-0.06	0.00	-100	3.87	14.10	-72.55	0.0008
Subtotal - Summation excludes Annex F	-0.06	0.00	-100	3.87	14.10	-72.55	0.0008
F - Hydrofluorocarbons (HFCs)	-1.430	0	-100	1,324,607	1,450,799	-8.70	258.8134
Côte d'Ivoire - Date Received: 7-Aug-2025 Article 5 Parties AFR (Population**:	31,548)						
CI - Hydrochlorofluorocarbons (HCFCs)	0.00	0.00	-100	19.25	63.80	-69.83	0.0006
Subtotal - Summation excludes Annex F	0.00	0.00	-100	19.25	63.80	-69.83	0.0006
F - Hydrofluorocarbons (HFCs)	0	0	-100	2,731,618	21,289,132	-87.17	86.5861
Cuba - Date Received: 9-Apr-2025 Article 5 Parties LAC (Population**:	11,001)						
CI - Hydrochlorofluorocarbons (HCFCs)	0.00	0.00	-100	2.44	16.90	-85.56	0.0002
Subtotal - Summation excludes Annex F	0.00	0.00	-100	2.44	16.90	-85.56	0.0002
F - Hydrofluorocarbons (HFCs)	0	0	-100	671,021	1,030,662	-34.89	60.9964
Democratic People's Republic of Korea - Date Received: 2-Jun-2025 Article 5 Parties ASIA (Population**:	26,460)						
CI - Hydrochlorofluorocarbons (HCFCs)	21.61	27.60	-21.70	51.43	78.00	-34.06	0.0019
Subtotal - Summation excludes Annex F	21.61	27.60	-21.70	51.43	78.00	-34.06	0.0019
F - Hydrofluorocarbons (HFCs)	656,370	1,102,320	-40.46	656,370	1,906,435	-65.57	24.8061
Dominica - Date Received: 28-Apr-2025 Article 5 Parties LAC (Population**:	66)						
CI - Hydrochlorofluorocarbons (HCFCs)	0.00	0.00	-100	0.20	0.40	-50.00	0.0030
Subtotal - Summation excludes Annex F	0.00	0.00	-100	0.20	0.40	-50.00	0.0030
F - Hydrofluorocarbons (HFCs)***	0	0	-100	51,654			782.6364
Dominican Republic - Date Received: 22-Aug-2025 Article 5 Parties LAC (Population**:	11,380)						
CI - Hydrochlorofluorocarbons (HCFCs)	0.00	0.00	-100	29.20	51.20	-42.97	0.0026
Subtotal - Summation excludes Annex F	0.00	0.00	-100	29.20	51.20	-42.97	0.0026
F - Hydrofluorocarbons (HFCs)	0	0	-100	3,034,223	3,834,089	-20.86	266.6277
Egypt - Date Received: 18-May-2025 Article 5 Parties AFR (Population**:	115,578)						
CI - Hydrochlorofluorocarbons (HCFCs)	0.00	0.00	-100	215.09	386.30	-44.32	0.0019
Subtotal - Summation excludes Annex F	0.00	0.00	-100	215.09	386.30	-44.32	0.0019
F - Hydrofluorocarbons (HFCs)	0	0	-100	17,259,729	19,290,350	-10.53	149.3340
El Salvador - Date Received: 17-Apr-2025 Article 5 Parties LAC (Population**:	6,324)						
CI - Hydrochlorofluorocarbons (HCFCs)	0.00	0.00	-100	2.08	11.70	-82.22	0.0003
Subtotal - Summation excludes Annex F	0.00	0.00	-100	2.08	11.70	-82.22	0.0003
F - Hydrofluorocarbons (HFCs)	0	0	-100	811,533	922,362	-12.02	128.3259
Eritrea - Date Received: 30-Apr-2025 Article 5 Parties AFR (Population**:	3,502)						
CI - Hydrochlorofluorocarbons (HCFCs)	0.00	0.00	-100	0.39	1.09	-64.22	0.0001
Subtotal - Summation excludes Annex F	0.00	0.00	-100	0.39	1.09	-64.22	0.0001
F - Hydrofluorocarbons (HFCs)	0	0	-100	169,236	169,249	-0.01	48.3255
Ethiopia - Date Received: 26-Aug-2025 Article 5 Parties AFR (Population**:	130,355)						
CI - Hydrochlorofluorocarbons (HCFCs)	0.00	0.00	-100	3.30	5.50	-40.00	0.0000
Subtotal - Summation excludes Annex F	0.00	0.00	-100	3.30	5.50	-40.00	0.0000
F - Hydrofluorocarbons (HFCs)	0	0	-100	199,749	347,035	-42.44	1.5323
Gabon - Date Received: 19-Aug-2025 Article 5 Parties AFR (Population**:	2,512)						
CI - Hydrochlorofluorocarbons (HCFCs)	0.00	0.00	-100	6.66	30.20	-77.95	0.0027
Subtotal - Summation excludes Annex F	0.00	0.00	-100	6.66	30.20	-77.95	0.0027
F - Hydrofluorocarbons (HFCs)	0	0	-100	963,332	2,182,210	-55.86	383.4920
Gambia - Date Received: 25-May-2025 Article 5 Parties AFR (Population**:	2,729)						
CI - Hydrochlorofluorocarbons (HCFCs)	0.00	0.00	-100	0.17	1.50	-88.67	0.0001
Subtotal - Summation excludes Annex F	0.00	0.00	-100	0.17	1.50	-88.67	0.0001
F - Hydrofluorocarbons (HFCs)	0	0	-100	177,868	271,515	-34.49	65.1770
Guatemala - Date Received: 13-Aug-2025 Article 5 Parties LAC (Population**:	18,265)						
CI - Hydrochlorofluorocarbons (HCFCs)	0.00	0.00	-100	1.84	8.30	-77.83	0.0001
Subtotal - Summation excludes Annex F	0.00	0.00	-100	1.84	8.30	-77.83	0.0001
F - Hydrofluorocarbons (HFCs)	0	0	-100	945,404	1,217,998	-22.38	51.7604
Guinea - Date Received: 16-Mar-2025 Article 5 Parties AFR (Population**:	14,582)						
CI - Hydrochlorofluorocarbons (HCFCs)	0.00	0.00	-100	0.83	22.60	-96.33	0.0001
Subtotal - Summation excludes Annex F	0.00	0.00	-100	0.83	22.60	-96.33	0.0001
F - Hydrofluorocarbons (HFCs)	0	0	-100	1,836,016	1,826,976	0.49	125.9098
Guinea Bissau - Date Received: 6-Aug-2025 Article 5 Parties AFR (Population**:	2,177)						
CI - Hydrochlorofluorocarbons (HCFCs)	0.00	0.00	-100	0.61	2.83	-78.45	0.0003
Subtotal - Summation excludes Annex F	0.00	0.00	-100	0.61	2.83	-78.45	0.0003
F - Hydrofluorocarbons (HFCs)	0	0	-100	568,512	722,391	-21.30	261.1447
Guyana - Date Received: 14-Aug-2025 Article 5 Parties LAC (Population**:	829)						
CI - Hydrochlorofluorocarbons (HCFCs)	0.00	0.00	-100	0.25	1.80	-86.11	0.0003
Subtotal - Summation excludes Annex F	0.00	0.00	-100	0.25	1.80	-86.11	0.0003
F - Hydrofluorocarbons (HFCs)***	0	0	-100	218,744	146,169	49.65	263.8649
Haiti - Date Received: 18-Aug-2025 Article 5 Parties LAC (Population**:	11,705)						
CI - Hydrochlorofluorocarbons (HCFCs)	0.00	0.00	-100	2.05	3.63	-43.53	0.0002
Subtotal - Summation excludes Annex F	0.00	0.00	-100	2.05	3.63	-43.53	0.0002
F - Hydrofluorocarbons (HFCs)***	0	0	-100	56,307	149,322	-62.29	4.8105
Iran (Islamic Republic of) - Date Received: 13-Jul-2025 Article 5 Parties ASIA (Population**:	91,115)						
CI - Hydrochlorofluorocarbons (HCFCs)	0.00	0.00	-100	54.18	380.50	-85.76	0.0006
Subtotal - Summation excludes Annex F	0.00	0.00	-100	54.18	380.50	-85.76	0.0006
F - Hydrofluorocarbons (HFCs)	0	0	-100				
Iraq - Date Received: 23-Apr-2025 Article 5 Parties ASIA (Population**:	45,558)						
CI - Hydrochlorofluorocarbons (HCFCs)	0.00	0.00	-100	62.32	108.40	-42.51	0.0014
Subtotal - Summation excludes Annex F	0.00	0.00	-100	62.32	108.40	-42.51	0.0014
F - Hydrofluorocarbons (HFCs)	0	0	-100				
Jamaica - Date Received: 14-Mar-2025 Article 5 Parties LAC (Population**:	2,840)						
CI - Hydrochlorofluorocarbons (HCFCs)	0.00	0.00	-100	1.04	16.30	-93.62	0.0004
Subtotal - Summation excludes Annex F	0.00	0.00	-100	1.04	16.30	-93.62	0.0004
F - Hydrofluorocarbons (HFCs)	0	0	-100				
Jordan - Date Received: 28-Jul-2025 Article 5 Parties ASIA (Population**:	11,531)						
CI - Hydrochlorofluorocarbons (HCFCs)	0.00	0.00	-100	9.80	83.00	-88.19	0.0008
Subtotal - Summation excludes Annex F	0.00	0.00	-100	9.80	83.00	-88.19	0.0008

F - Hydrofluorocarbons (HFCs)	0	0	-100	1,327,114	2,808,101	-52.74	115,0910
Kyrgyzstan - Date Received: 22-Jul-2025 Article 5 Parties ASIA (Population**: 7,131)							
CI - Hydrochlorofluorocarbons (HCFCs)	0.00	0.00	-100	0.00	4.10	-100.00	0.0000
Subtotal - Summation excludes Annex F	0.00	0.00	-100	0.00	4.10	-100.00	0.0000
F - Hydrofluorocarbons (HFCs)	0	0	-100	230,930	450,382	-48.73	32,3840
Lebanon - Date Received: 29-Jul-2025 Article 5 Parties ASIA (Population**: 5,786)							
CI - Hydrochlorofluorocarbons (HCFCs)	0.00	0.00	-100	18.32	73.50	-75.07	0.0032
Subtotal - Summation excludes Annex F	0.00	0.00	-100	18.32	73.50	-75.07	0.0032
F - Hydrofluorocarbons (HFCs)	0	0	-100	1,573,653	2,556,533	-38.45	271,9760
Lesotho - Date Received: 31-May-2025 Article 5 Parties AFR (Population**: 2,324)							
CI - Hydrochlorofluorocarbons (HCFCs)	0.00	0.00	-100	0.42	3.50	-88.00	0.0002
Subtotal - Summation excludes Annex F	0.00	0.00	-100	0.42	3.50	-88.00	0.0002
F - Hydrofluorocarbons (HFCs)	0	0	-100	48,905	103,221	-52.62	21,0435
Liberia - Date Received: 21-Mar-2025 Article 5 Parties AFR (Population**: 5,553)							
CI - Hydrochlorofluorocarbons (HCFCs)	0.00	0.00	-100	0.82	5.30	-84.53	0.0001
Subtotal - Summation excludes Annex F	0.00	0.00	-100	0.82	5.30	-84.53	0.0001
F - Hydrofluorocarbons (HFCs)	0	0	-100	33,330	180,909	-81.58	6,0022
Libya - Date Received: 5-Jul-2025 Article 5 Parties AFR (Population**: 7,343)							
CI - Hydrochlorofluorocarbons (HCFCs)	0.00	0.00	-100	45.28	118.38	-61.75	0.0062
Subtotal - Summation excludes Annex F	0.00	0.00	-100	45.28	118.38	-61.75	0.0062
Malawi - Date Received: 1-Apr-2025 Article 5 Parties AFR (Population**: 21,376)							
CI - Hydrochlorofluorocarbons (HCFCs)	0.00	0.00	-100	1.56	10.80	-85.56	0.0001
Subtotal - Summation excludes Annex F	0.00	0.00	-100	1.56	10.80	-85.56	0.0001
F - Hydrofluorocarbons (HFCs)	0	0	-100	161,445	428,435	-62.32	7,5526
Maldives - Date Received: 4-Mar-2025 Article 5 Parties ASIA (Population**: 527)							
CI - Hydrochlorofluorocarbons (HCFCs)	0.00	0.00	-100	0.00	4.60	-100.00	0.0000
Subtotal - Summation excludes Annex F	0.00	0.00	-100	0.00	4.60	-100.00	0.0000
F - Hydrofluorocarbons (HFCs)	0	0	-100	390,586	434,219	-10.05	741,1499
Mali - Date Received: 8-Jul-2025 Article 5 Parties AFR (Population**: 24,122)							
CI - Hydrochlorofluorocarbons (HCFCs)	0.00	0.00	-100	4.40	15.00	-70.67	0.0002
Subtotal - Summation excludes Annex F	0.00	0.00	-100	4.40	15.00	-70.67	0.0002
F - Hydrofluorocarbons (HFCs)	0	0	-100	1,773,126	399,935	343.35	73,5066
Mauritius - Date Received: 29-Apr-2025 Article 5 Parties AFR (Population**: 1,273)							
CI - Hydrochlorofluorocarbons (HCFCs)	0.00	0.00	-100	1.09	8.00	-86.38	0.0009
Subtotal - Summation excludes Annex F	0.00	0.00	-100	1.09	8.00	-86.38	0.0009
F - Hydrofluorocarbons (HFCs)	0	0	-100	613,288	665,957	-7.91	481,7659
Mexico - Date Received: 7-May-2025 Article 5 Parties LAC (Population**: 130,308)							
CI - Hydrochlorofluorocarbons (HCFCs)	176.31	697.00	-74.70	165.78	1,148.80	-85.57	0.0013
Subtotal - Summation excludes Annex F	176.31	697.00	-74.70	165.78	1,148.80	-85.57	0.0013
F - Hydrofluorocarbons (HFCs)	0	14,908,490	-100	43,614,902	76,982,664	-43.34	334,7062
Mongolia - Date Received: 2-Jun-2025 Article 5 Parties ASIA (Population**: 3,454)							
CI - Hydrochlorofluorocarbons (HCFCs)	0.00	0.00	-100	0.39	1.40	-72.14	0.0001
Subtotal - Summation excludes Annex F	0.00	0.00	-100	0.39	1.40	-72.14	0.0001
F - Hydrofluorocarbons (HFCs)	0	0	-100	55,608	57,309	-2.97	16,0996
Montenegro - Date Received: 20-May-2025 Article 5 Parties EUR (Population**: 639)							
CI - Hydrochlorofluorocarbons (HCFCs)	0.00	0.00	-100	0.05	0.80	-93.75	0.0001
Subtotal - Summation excludes Annex F	0.00	0.00	-100	0.05	0.80	-93.75	0.0001
F - Hydrofluorocarbons (HFCs)	0	0	-100	145,764	155,854	-6.47	228,1127
Morocco - Date Received: 18-Aug-2025 Article 5 Parties AFR (Population**: 37,901)							
CI - Hydrochlorofluorocarbons (HCFCs)	0.00	0.00	-100	17.20	51.35	-66.50	0.0005
Subtotal - Summation excludes Annex F	0.00	0.00	-100	17.20	51.35	-66.50	0.0005
F - Hydrofluorocarbons (HFCs)	0	0	-100	2,645,559	2,134,520	23.94	69,8018
Namibia - Date Received: 11-Jun-2025 Article 5 Parties AFR (Population**: 2,998)							
CI - Hydrochlorofluorocarbons (HCFCs)	0.00	0.00	-100	0.38	8.40	-95.48	0.0001
Subtotal - Summation excludes Annex F	0.00	0.00	-100	0.38	8.40	-95.48	0.0001
F - Hydrofluorocarbons (HFCs)	0	0	-100	916,622	774,924	18.29	305,7445
Nepal - Date Received: 8-Aug-2025 Article 5 Parties ASIA (Population**: 29,674)							
CI - Hydrochlorofluorocarbons (HCFCs)	0.00	0.00	-100	0.16	1.10	-85.45	0.0000
Subtotal - Summation excludes Annex F	0.00	0.00	-100	0.16	1.10	-85.45	0.0000
Nicaragua - Date Received: 25-Aug-2025 Article 5 Parties LAC (Population**: 6,870)							
CI - Hydrochlorofluorocarbons (HCFCs)	0.00	0.00	-100	1.68	6.80	-75.29	0.0002
Subtotal - Summation excludes Annex F	0.00	0.00	-100	1.68	6.80	-75.29	0.0002
F - Hydrofluorocarbons (HFCs)	0	0	-100	479,823	582,295	-17.60	69,8432
Niger - Date Received: 29-May-2025 Article 5 Parties AFR (Population**: 26,592)							
CI - Hydrochlorofluorocarbons (HCFCs)	0.00	0.00	-100	5.01	15.98	-68.65	0.0002
Subtotal - Summation excludes Annex F	0.00	0.00	-100	5.01	15.98	-68.65	0.0002
F - Hydrofluorocarbons (HFCs)	0	0	-100	586,753	1,222,358	-52.00	22,0650
Nigeria - Date Received: 13-Aug-2025 Article 5 Parties AFR (Population**: 230,271)							
CI - Hydrochlorofluorocarbons (HCFCs)	0.00	0.00	-100	94.23	344.88	-72.68	0.0004
Subtotal - Summation excludes Annex F	0.00	0.00	-100	94.23	344.88	-72.68	0.0004
F - Hydrofluorocarbons (HFCs)	0	0	-100	24,024,338	15,187,779	58.18	104,3307
North Macedonia - Date Received: 28-Aug-2025 Article 5 Parties EUR (Population**: 1,828)							
CI - Hydrochlorofluorocarbons (HCFCs)	0.00	0.00	-100	0.00	1.80	-100.00	0.0000
Subtotal - Summation excludes Annex F	0.00	0.00	-100	0.00	1.80	-100.00	0.0000
F - Hydrofluorocarbons (HFCs)	0	0	-100	253,091	397,843	-36.38	138,4524
Oman - Date Received: 29-Apr-2025 Article 5 Parties ASIA (Population**: 5,165)							
CI - Hydrochlorofluorocarbons (HCFCs)	0.00	0.00	-100	9.62	31.50	-69.46	0.0019
Subtotal - Summation excludes Annex F	0.00	0.00	-100	9.62	31.50	-69.46	0.0019
F - Hydrofluorocarbons (HFCs)	0	0	-100	2,275,115			440,4869
Pakistan - Date Received: 28-Apr-2025 Article 5 Parties ASIA (Population**: 249,336)							
CI - Hydrochlorofluorocarbons (HCFCs)	0.00	0.00	-100	112.00	248.11	-54.86	0.0004
Subtotal - Summation excludes Annex F	0.00	0.00	-100	112.00	248.11	-54.86	0.0004
Palau - Date Received: 19-May-2025 Article 5 Parties ASIA (Population**: 18)							
CI - Hydrochlorofluorocarbons (HCFCs)	0.00	0.00	-100	0.00	0.20	-100.00	0.0000
Subtotal - Summation excludes Annex F	0.00	0.00	-100	0.00	0.20	-100.00	0.0000
F - Hydrofluorocarbons (HFCs)	0	0	-100	9,644	10,368	-6.98	535,7778

Paraguay - Date Received: 12-Mar-2025 Article 5 Parties LAC (Population**: 6,887)							
CI - Hydrochlorofluorocarbons (HCFCs)	0.00	0.00	-100	10.77	18.00	-40.17	0.0016
Subtotal - Summation excludes Annex F	0.00	0.00	-100	10.77	18.00	-40.17	0.0016
F - Hydrofluorocarbons (HFCs)	0	0	-100	1,517,927	1,684,582	-9.89	220.4047
Peru - Date Received: 25-Mar-2025 Article 5 Parties LAC (Population**: 34,035)							
CI - Hydrochlorofluorocarbons (HCFCs)	0.00	0.00	-100	13.25	26.88	-50.71	0.0004
Subtotal - Summation excludes Annex F	0.00	0.00	-100	13.25	26.88	-50.71	0.0004
F - Hydrofluorocarbons (HFCs)	0	0	-100	1,926,192	2,735,721	-29.59	56.5944
Philippines - Date Received: 30-Jun-2025 Article 5 Parties ASIA (Population**: 115,371)							
CI - Hydrochlorofluorocarbons (HCFCs)	0.00	0.00	-100	62.75	161.98	-61.26	0.0005
Subtotal - Summation excludes Annex F	0.00	0.00	-100	62.75	161.98	-61.26	0.0005
F - Hydrofluorocarbons (HFCs)	0	0	-100	7,198,340	11,903,687	-39.53	62.3930
Qatar - Date Received: 6-May-2025 Article 5 Parties ASIA (Population**: 3,012)							
CI - Hydrochlorofluorocarbons (HCFCs)	0.00	0.00	-100	39.97	86.90	-54.00	0.0133
Subtotal - Summation excludes Annex F	0.00	0.00	-100	39.97	86.90	-54.00	0.0133
Rwanda - Date Received: 1-May-2025 Article 5 Parties AFR (Population**: 14,106)							
CI - Hydrochlorofluorocarbons (HCFCs)	0.00	0.00	-100	0.97	4.10	-76.34	0.0001
Subtotal - Summation excludes Annex F	0.00	0.00	-100	0.97	4.10	-76.34	0.0001
F - Hydrofluorocarbons (HFCs)	0	0	-100	181,430	338,197	-46.35	12.8619
Saint Vincent and the Grenadines - Date Received: 5-Feb-2025 Article 5 Parties LAC (Population**: 101)							
CI - Hydrochlorofluorocarbons (HCFCs)	0.00	0.00	-100	0.00	0.30	-100.00	0.0000
Subtotal - Summation excludes Annex F	0.00	0.00	-100	0.00	0.30	-100.00	0.0000
F - Hydrofluorocarbons (HFCs)****	0	0	-100	45,975	25,280	81.86	455.1980
Saudi Arabia - Date Received: 14-Aug-2025 Article 5 Parties ASIA (Population**: 33,661)							
CI - Hydrochlorofluorocarbons (HCFCs)	0.00	0.00	-100	558.54	1,468.70	-61.97	0.0166
Subtotal - Summation excludes Annex F	0.00	0.00	-100	558.54	1,468.70	-61.97	0.0166
Senegal - Date Received: 17-Jul-2025 Article 5 Parties AFR (Population**: 18,288)							
CI - Hydrochlorofluorocarbons (HCFCs)	0.00	0.00	-100	8.86	36.20	-75.52	0.0005
Subtotal - Summation excludes Annex F	0.00	0.00	-100	8.86	36.20	-75.52	0.0005
F - Hydrofluorocarbons (HFCs)	0	0	-100	2,122,051	2,786,915	-23.86	116.0352
Seychelles - Date Received: 12-Mar-2025 Article 5 Parties AFR (Population**: 129)							
CI - Hydrochlorofluorocarbons (HCFCs)	0.00	0.00	-100	0.00	1.40	-100.00	0.0000
Subtotal - Summation excludes Annex F	0.00	0.00	-100	0.00	1.40	-100.00	0.0000
F - Hydrofluorocarbons (HFCs)	0	0	-100	157,112	249,400	-37.00	1,217.9225
Sierra Leone - Date Received: 8-Jul-2025 Article 5 Parties AFR (Population**: 8,553)							
CI - Hydrochlorofluorocarbons (HCFCs)	0.00	0.00	-100	0.50	1.70	-70.59	0.0001
Subtotal - Summation excludes Annex F	0.00	0.00	-100	0.50	1.70	-70.59	0.0001
F - Hydrofluorocarbons (HFCs)	0	0	-100	271,158	350,905	-22.73	31.7033
Somalia - Date Received: 29-Aug-2025 Article 5 Parties AFR (Population**: 18,686)							
CI - Hydrochlorofluorocarbons (HCFCs)	0.00	0.00	-100	0.00	45.10	-100.00	0.0000
Subtotal - Summation excludes Annex F	0.00	0.00	-100	0.00	45.10	-100.00	0.0000
F - Hydrofluorocarbons (HFCs)	0	0	-100	1,015,385	1,276,672	-20.47	54.3393
South Africa - Date Received: 24-Jul-2025 Article 5 Parties AFR (Population**: 63,628)							
CI - Hydrochlorofluorocarbons (HCFCs)	0.00	0.00	-100	88.70	369.70	-76.01	0.0014
Subtotal - Summation excludes Annex F	0.00	0.00	-100	88.70	369.70	-76.01	0.0014
F - Hydrofluorocarbons (HFCs)	0	0	-100	10,048,744	13,843,139	-27.41	157.9296
South Sudan - Date Received: 13-May-2025 Article 5 Parties AFR (Population**: 11,820)							
CI - Hydrochlorofluorocarbons (HCFCs)	0.00	0.00	-100	0.66	4.10	-83.90	0.0001
Subtotal - Summation excludes Annex F	0.00	0.00	-100	0.66	4.10	-83.90	0.0001
F - Hydrofluorocarbons (HFCs)***	0	0	-100	40,169	221,410	-81.86	3.3984
Sri Lanka - Date Received: 6-Aug-2025 Article 5 Parties ASIA (Population**: 23,038)							
CI - Hydrochlorofluorocarbons (HCFCs)	0.00	0.00	-100	8.75	13.90	-37.05	0.0004
EI - Methyl Bromide (MB)	0.0	0.0	-100	34.0	4.1	729.27	0.0015
Subtotal - Summation excludes Annex F	0.00	0.00	-100	42.75	18.00	137.50	0.0019
F - Hydrofluorocarbons (HFCs)	0	0	-100	1,102,060	1,170,234	-5.83	47.8366
Sudan - Date Received: 10-Aug-2025 Article 5 Parties AFR (Population**: 50,049)							
CI - Hydrochlorofluorocarbons (HCFCs)	0.00	0.00	-100	2.65	52.70	-94.97	0.0001
Subtotal - Summation excludes Annex F	0.00	0.00	-100	2.65	52.70	-94.97	0.0001
F - Hydrofluorocarbons (HFCs)***	0	0	-100	137,259	1,743,144	-92.13	2.7425
Togo - Date Received: 8-Jul-2025 Article 5 Parties AFR (Population**: 9,412)							
CI - Hydrochlorofluorocarbons (HCFCs)	0.00	0.00	-100	5.58	20.00	-72.10	0.0006
Subtotal - Summation excludes Annex F	0.00	0.00	-100	5.58	20.00	-72.10	0.0006
F - Hydrofluorocarbons (HFCs)	0	0	-100	1,116,869	1,124,896	-0.71	118.6644
Trinidad and Tobago - Date Received: 30-Apr-2025 Article 5 Parties LAC (Population**: 1,506)							
CI - Hydrochlorofluorocarbons (HCFCs)	0.00	0.00	-100	7.83	46.00	-82.98	0.0052
Subtotal - Summation excludes Annex F	0.00	0.00	-100	7.83	46.00	-82.98	0.0052
F - Hydrofluorocarbons (HFCs)	0	0	-100	2,967,132	5,681,787	-47.78	1,970.2072
Türkiye - Date Received: 4-Jul-2025 Article 5 Parties WEUR (Population**: 87,372)							
CI - Hydrochlorofluorocarbons (HCFCs)	0.00	0.00	-100	2.75	551.47	-99.50	0.0000
Subtotal - Summation excludes Annex F	0.00	0.00	-100	2.75	551.47	-99.50	0.0000
F - Hydrofluorocarbons (HFCs)	-4.503	0	-100	18,995,525	37,117,410	-48.82	217.4098
Turkmenistan - Date Received: 20-Aug-2025 Article 5 Parties ASIA (Population**: 7,431)							
CI - Hydrochlorofluorocarbons (HCFCs)	0.00	0.00	-100	3.54	6.80	-47.94	0.0005
Subtotal - Summation excludes Annex F	0.00	0.00	-100	3.54	6.80	-47.94	0.0005
F - Hydrofluorocarbons (HFCs)	0	0	-100	352,131	597,121	-41.03	47.3868
United Arab Emirates - Date Received: 30-Jun-2025 Article 5 Parties ASIA (Population**: 10,839)							
CI - Hydrochlorofluorocarbons (HCFCs)	0.00	0.00	-100	359.69	557.10	-35.44	0.0332
Subtotal - Summation excludes Annex F	0.00	0.00	-100	359.69	557.10	-35.44	0.0332
United Republic of Tanzania - Date Received: 31-May-2025 Article 5 Parties AFR (Population**: 67,578)							
CI - Hydrochlorofluorocarbons (HCFCs)	0.00	0.00	-100	0.65	1.70	-61.76	0.0000
Subtotal - Summation excludes Annex F	0.00	0.00	-100	0.65	1.70	-61.76	0.0000
F - Hydrofluorocarbons (HFCs)****	0	0	-100	143,372	218,611	-34.42	2.1216
Venezuela (Bolivarian Republic of) - Date Received: 30-Jul-2025 Article 5 Parties LAC (Population**: 28,351)							
CI - Hydrochlorofluorocarbons (HCFCs)	0.00	123.10	-100	84.73	207.00	-59.07	0.0030
Subtotal - Summation excludes Annex F	0.00	123.10	-100	84.73	207.00	-59.07	0.0030
F - Hydrofluorocarbons (HFCs)	0	2,631,742	-100	3,452,171	5,157,619	-33.07	121.7654

Zambia - Date Received: 30-May-2025 Article 5 Parties AFR (Population: 21,018)**

Cl - Hydrochlorofluorocarbons (HCFCs)	0.00	0.00	-100	1.99	5.00	-60.20	0.0001
Subtotal - Summation excludes Annex F	0.00	0.00	-100	1.99	5.00	-60.20	0.0001
F - Hydrofluorocarbons (HFCs)	0	0	-100	1,166,837	699,513	66.81	55,5161

* Production and Consumption numbers are rounded to a uniform number of decimal places for each annex group. Display of zero consumption or production has been suppressed for annex groups that have been phased out (namely annex A, annex B, groups II and III of annex C, and annex E) to make it easier to view non-zero consumption.

** Population in thousands.

*** The party has not ratified the Kigali Amendment and is not obligated to submit Article 7 data for HFCs.

**** Submitted before the party ratified the Kigali Amendment.

- % Chng = Percentage change of the annual figure when compared to the baseline.
- Per Cap. = Per capita consumption.

**Annex Va- Production and consumption of controlled substances - comparison of 2023 with baseline:
Summary for All parties (ODP/CO2-eq tonnes)**

Key

- AI - Annex A, Group I (CFCs). Base for Article 5 parties is the average of 1995, 1996 and 1997. Base for non-Article 5 Parties is 1986.
 AII - Annex A, Group II (Halons). Base for Article 5 parties is the average of 1995, 1996 and 1997. Base for non-Article 5 Parties is 1986.
 BI - Annex B, Group I (Other Halogenated CFCs). Base for Article 5 parties = average of 1998, 1999 and 2000. Base for non-Article 5 Parties is 1989.
 BII - Annex B, Group II (Carbon Tetrachloride). Base for Article 5 parties is the average of 1998, 1999 and 2000. Base for non-Article 5 Parties is 1989.
 BIII - Annex B, Group III (Methyl Chloroform). Base for Article 5 parties is the average of 1998, 1999 and 2000. Base for non-Article 5 Parties is 1989.
 CI - Annex C, Group I (HCFCs). Base for Article 5 parties is the average of 2009 and 2010. Base consumption for non-Article 5 Parties is 1989 consumption of HCFCs plus 2.8% of 1989 consumption of CFCs. Base production for non-Article 5 Parties is Average of 1989 HCFC production + 2.8% of 1989 CFC production and 1989 HCFC consumption + 2.8% of 1989 CFC consumption.
 CII - Annex C, Group II (HBFCs). Phase-out requirement was from 1996.
 CIII - Annex C, Group III (Bromochloromethane). Phase-out requirement was from 2002.
 EI - Annex E, Group I (Methyl Bromide). Base for Article 5 parties is the average of 1995, 1996, 1997 and 1998. Base for non-Article 5 Parties is 1991.
 F - Annex F Hydrofluorocarbons (HFCs). Base for Article 5 Group 1 parties is the average HFC for 2020–2022 + 65% of HCFC baseline. Base for Article 5 parties- Group 2 is the average HFC for 2024–2026 + 65% of HCFC baseline. Base for non-Article 5 parties is the average HFC for 2011–2013 + 15% (25% for Belarus, Kazakhstan, the Russian Federation, Tajikistan and Uzbekistan) of HCFC baseline.

	PRODUCTION*			CONSUMPTION*			
	2023	Base	% Chng	2023	Base	% Chng	Per Cap. Cons.
All Parties - 198 (Population**: 8,521,318)							
AI - Chlorofluorocarbons (CFCs)	-541.4	1,124,768.6	-100	-541.2	1,106,173.7	-100.00	0.0000
AII - Halons	-52.0	231,127.8	-100	-52.0	219,634.9	-100.00	0.0000
BI - Other Fully Halogenated CFCs	-130.2	3,344.7	-100	-130.2	3,389.1	-100.00	0.0000
BII - Carbon Tetrachloride (CTC)	-2,112.2	390,170.7	-100	565.9	321,395.8	-99.82	0.0001
BIII - Methyl Chloroform (TCA)	-31.1	69,670.6	-100	-31.1	62,547.6	-100.00	0.0000
CI - Hydrochlorofluorocarbons (HCFCs)	13,357.20	74,174.70	-81.99	12,941.96	72,716.69	-82.20	0.0015
CII - Hydrobromofluorocarbons (HBFCs)	-0.1		-100	-0.7		-100.00	0.0000
CIII - Bromochloromethane (BCM)	3.7			-2.2		-100.00	0.0000
EI - Methyl Bromide (MB)	-53.6	40,407.4	-100	-40.5	43,173.8	-100.00	0.0000
Subtotal - Summation excludes Annex F	10,440.30	1,933,664.50	-99.46	12,709.96	1,829,031.59	-99.31	0.0015
F - Hydrofluorocarbons (HFCs)	1,729,606.531	2,440,146.038	-29.12	1,640,028.170	2,147,375.790	-23.63	192.4618
Article 5 Parties - 147 (Population**: 6,660,144)							
AI - Chlorofluorocarbons (CFCs)	-45.3	108,540.6	-100	-45.3	164,922.6	-100.00	0.0000
AII - Halons	0.0	44,959.8	-100	0.0	46,492.4	-100.00	0.0000
BI - Other Fully Halogenated CFCs	0.0	26.7	-100	0.0	80.2	-100.00	0.0000
BII - Carbon Tetrachloride (CTC)	109.4	57,532.2	-99.81	109.6	65,707.5	-99.83	0.0000
BIII - Methyl Chloroform (TCA)	0.0	152.9	-100	0.0	1,861.9	-100.00	0.0000
CI - Hydrochlorofluorocarbons (HCFCs)	13,375.80	32,988.90	-59.45	12,967.75	35,805.29	-63.78	0.0019
CII - Hydrobromofluorocarbons (HBFCs)	0.0		-100	0.0		-100.00	0.0000
CIII - Bromochloromethane (BCM)	0.0		-100	0.0		-100.00	0.0000
EI - Methyl Bromide (MB)	0.0	806.3	-100	0.0	9,504.9	-100.00	0.0000
Subtotal - Summation excludes Annex F	13,439.90	245,007.40	-94.51	13,032.05	324,374.79	-95.98	0.0020
F - Hydrofluorocarbons (HFCs)	1,537,154.721	1,887,966.058	-18.58	1,223,768.976	1,500,645.739	-18.45	183.7451
Non-Article 5 Parties - 51 (Population**: 1,861,174)							
AI - Chlorofluorocarbons (CFCs)	-496.1	1,016,228.0	-100	-495.9	941,251.1	-100.00	0.0000
AII - Halons	-52.0	186,168.0	-100	-52.0	173,142.5	-100.00	0.0000
BI - Other Fully Halogenated CFCs	-130.2	3,318.0	-100	-130.2	3,308.9	-100.00	0.0000
BII - Carbon Tetrachloride (CTC)	-2,221.6	332,638.5	-100	456.3	255,688.3	-99.82	0.0002
BIII - Methyl Chloroform (TCA)	-31.1	69,517.7	-100	-31.1	60,685.7	-100.00	0.0000
CI - Hydrochlorofluorocarbons (HCFCs)	-18.60	41,185.80	-100	-25.79	36,911.40	-100.00	0.0000
CII - Hydrobromofluorocarbons (HBFCs)	-0.1		-100	-0.7		-100.00	0.0000
CIII - Bromochloromethane (BCM)	3.7			-2.2		-100.00	0.0000
EI - Methyl Bromide (MB)	-53.6	39,601.1	-100	-40.5	33,668.9	-100.00	0.0000
Subtotal - Summation excludes Annex F	-2,999.60	1,688,657.10	-100	-322.09	1,504,656.80	-100.00	0.0000
F - Hydrofluorocarbons (HFCs)	192,451.810	552,179.980	-65.15	416,259.194	646,730.051	-35.64	223.6541

* Production and Consumption numbers are rounded to a uniform number of decimal places for each annex group. Display of zero consumption or production has been suppressed for annex groups that have been phased out (namely annex A, annex B, groups II and III of annex C, and annex E) to make it easier to view non-zero consumption.

** Population in thousands.

• % Chng = Percentage change of the annual figure when compared to the baseline.

• Per Cap. = Per capita consumption.

**Annex Vb - Production and consumption of controlled substances - comparison of 2023 with baseline:
Non-Article 5 Parties (ODP/CO2-eq tonnes)**

Key

- AI - Annex A, Group I (CFCs). Base for Article 5 parties is the average of 1995, 1996 and 1997. Base for non-Article 5 Parties is 1986.
 AII - Annex A, Group II (Halons). Base for Article 5 parties is the average of 1995, 1996 and 1997. Base for non-Article 5 Parties is 1986.
 BI - Annex B, Group I (Other Halogenated CFCs). Base for Article 5 parties = average of 1998, 1999 and 2000. Base for non-Article 5 Parties is 1989.
 BII - Annex B, Group II (Carbon Tetrachloride). Base for Article 5 parties is the average of 1998, 1999 and 2000. Base for non-Article 5 Parties is 1989.
 BIII - Annex B, Group III (Methyl Chloroform). Base for Article 5 parties is the average of 1998, 1999 and 2000. Base for non-Article 5 Parties is 1989.
 CI - Annex C, Group I (HCFCs). Base for Article 5 parties is the average of 2009 and 2010. Base consumption for non-Article 5 Parties is 1989 consumption of HCFCs plus 2.8% of 1989 consumption of CFCs. Base production for non-Article 5 Parties is Average of 1989 HCFC production + 2.8% of 1989 CFC production and 1989 HCFC consumption + 2.8% of 1989 CFC consumption.
 CII - Annex C, Group II (HBFCs). Phase-out requirement was from 1996.
 CIII - Annex C, Group III (Bromochloromethane). Phase-out requirement was from 2002.
 EI - Annex E, Group I (Methyl Bromide). Base for Article 5 parties is the average of 1995, 1996, 1997 and 1998. Base for non-Article 5 Parties is 1991.
 F - Annex F Hydrofluorocarbons (HFCs). Base for Article 5 Group 1 parties is the average HFC for 2020-2022 + 65% of HCFC baseline. Base for Article 5 parties- Group 2 is the average HFC for 2024-2026 + 65% of HCFC baseline. Base for non-Article 5 parties is the average HFC for 2011-2013 + 15% (25% for Belarus, Kazakhstan, the Russian Federation, Tajikistan and Uzbekistan) of HCFC baseline.

	PRODUCTION*			CONSUMPTION*			
	2023	Base	% Chng	2023	Base	% Chng	Per Cap. Cons.
Andorra - Date Received: 19-Jul-2024	Non-Article 5 Parties WEUR (Population**: 80)						
CI - Hydrochlorofluorocarbons (HCFCs)	0.00	3.50	-100	0.00	6.90	-100.00	0.0000
Subtotal - Summation excludes Annex F	0.00	3.50	-100	0.00	6.90	-100.00	0.0000
F - Hydrofluorocarbons (HFCs)	0	13,898	-100	16,382	69,107	-76.29	204.7750
Australia - Date Received: 16-Jul-2024	Non-Article 5 Parties WEUR (Population**: 26,321)						
AI - Chlorofluorocarbons (CFCs)	-8.2	15,385.4	-100	-8.2	14,290.4	-100.00	0.0000
CI - Hydrochlorofluorocarbons (HCFCs)	-6.65	587.10	-100	-5.54	548.70	-100.00	0.0000
EI - Methyl Bromide (MB)	0.0	0.0	-100	17.4	422.4	-95.88	0.0007
Subtotal - Summation excludes Annex F	-14.85	15,972.50	-100	3.66	15,261.50	-99.98	0.0001
F - Hydrofluorocarbons (HFCs)	-905,330	1,205,875	-100	5,220,092	10,814,521	-51.73	198.3242
Austria - Date Received: 14-Oct-2024	Non-Article 5 Parties WEUR (Population**: 9,136)						
CI - Hydrochlorofluorocarbons (HCFCs)	0.00	91.20	-100				
Subtotal - Summation excludes Annex F	0.00	91.20	-100				
F - Hydrofluorocarbons (HFCs)	0	131,703	-100				
Azerbaijan - Date Received: 13-Feb-2025	Non-Article 5 Parties EEUR (Population**: 10,332)						
CI - Hydrochlorofluorocarbons (HCFCs)	0.00	7.40	-100	0.01	14.90	-99.93	0.0000
Subtotal - Summation excludes Annex F	0.00	7.40	-100	0.01	14.90	-99.93	0.0000
F - Hydrofluorocarbons (HFCs)	0		-100	-301		-100.00	0.0000
Belarus - Date Received: 2-Aug-2024	Non-Article 5 Parties EEUR (Population**: 9,145)						
CI - Hydrochlorofluorocarbons (HCFCs)	0.00	25.00	-100	0.00	50.00	-100.00	0.0000
Subtotal - Summation excludes Annex F	0.00	25.00	-100	0.00	50.00	-100.00	0.0000
F - Hydrofluorocarbons (HFCs)	0	59,139	-100	2,529,110	5,077,555	-50.19	276.5566
Belgium - Date Received: 25-Sept-2024	Non-Article 5 Parties WEUR (Population**: 11,698)						
BII - Carbon Tetrachloride (CTC)	-650.1	26,592.5	-100				
CI - Hydrochlorofluorocarbons (HCFCs)	0.00	0.00	-100				
Subtotal - Summation excludes Annex F	-650.10	26,592.50	-100				
F - Hydrofluorocarbons (HFCs)	0	0	-100				
Bulgaria - Date Received: 27-Sept-2024	Non-Article 5 Parties EEUR (Population**: 6,813)						
CI - Hydrochlorofluorocarbons (HCFCs)	0.00	40.90	-100				
Subtotal - Summation excludes Annex F	0.00	40.90	-100				
F - Hydrofluorocarbons (HFCs)	0	61,765	-100				
Canada - Date Received: 6-May-2024	Non-Article 5 Parties WEUR (Population**: 39,060)						
BII - Carbon Tetrachloride (CTC)	0.0	29,309.5	-100	0.1	6,167.7	-100.00	0.0000
CI - Hydrochlorofluorocarbons (HCFCs)	0.00	819.60	-100	0.14	892.30	-99.98	0.0000
EI - Methyl Bromide (MB)	0.0	0.0	-100	2.8	120.1	-97.67	0.0001
Subtotal - Summation excludes Annex F	0.00	30,129.10	-100	3.04	7,180.10	-99.96	0.0001
F - Hydrofluorocarbons (HFCs)	0	2,174,370	-100	11,959,147	18,035,516	-33.69	306.1738
Croatia - Date Received: 3-Oct-2024	Non-Article 5 Parties EEUR (Population**: 3,903)						
CI - Hydrochlorofluorocarbons (HCFCs)	0.00	7.30	-100				
Subtotal - Summation excludes Annex F	0.00	7.30	-100				
F - Hydrofluorocarbons (HFCs)	0	8,563	-100				
Cyprus - Date Received: 2-Oct-2024	Non-Article 5 Parties ASIA (Population**: 1,338)						
CI - Hydrochlorofluorocarbons (HCFCs)	0.00	4.30	-100				
Subtotal - Summation excludes Annex F	0.00	4.30	-100				
F - Hydrofluorocarbons (HFCs)	0	6,688	-100				
Czechia - Date Received: 30-Sept-2024	Non-Article 5 Parties EEUR (Population**: 10,828)						
AI - Chlorofluorocarbons (CFCs)	-1.7	1,977.6	-100				
CI - Hydrochlorofluorocarbons (HCFCs)	-0.05	107.60	-100				
Subtotal - Summation excludes Annex F	-1.75	2,085.20	-100				
F - Hydrofluorocarbons (HFCs)	-15,495	162,669	-100				
Denmark - Date Received: 30-Sept-2024	Non-Article 5 Parties WEUR (Population**: 5,932)						
CI - Hydrochlorofluorocarbons (HCFCs)	-0.75	68.90	-100				
Subtotal - Summation excludes Annex F	-0.75	68.90	-100				
F - Hydrofluorocarbons (HFCs)	0	118,820	-100				
Estonia - Date Received: 29-Sept-2024	Non-Article 5 Parties EEUR (Population**: 1,367)						
CI - Hydrochlorofluorocarbons (HCFCs)	-0.04	2.80	-100				
Subtotal - Summation excludes Annex F	-0.04	2.80	-100				
F - Hydrofluorocarbons (HFCs)	0	5,009	-100				
European Union - Date Received: 30-Sept-2024	Non-Article 5 Parties WEUR (Population**: 506,068)						
AI - Chlorofluorocarbons (CFCs)	-204.9	309,307.6	-100.00				0.0000
AII - Halons	-49.3	44,882.6	-100.00				0.0000
BII - Carbon Tetrachloride (CTC)	2,058.6	51,150.2	-95.98				0.0041
CI - Hydrochlorofluorocarbons (HCFCs)	-15.76	8,436.70	-100.00				0.0000
CII - Hydrobromofluorocarbons (HBFCs)	-0.6		-100.00				0.0000
CIII - Bromochloromethane (BCM)	-5.7		-100.00				0.0000

F - Hydrofluorocarbons (HFCs)	-127,931	3,342,468	-100					
New Zealand - Date Received: 5-Jun-2024	Non-Article 5 Parties	WEUR	(Population**:	5,151)				
CI - Hydrochlorofluorocarbons (HCFCs)	0.00	28.00	-100	0.00	56.10	-100.00	0.0000	
Subtotal - Summation excludes Annex F	0.00	28.00	-100	0.00	56.10	-100.00	0.0000	
F - Hydrofluorocarbons (HFCs)	0	76,343	-100	283,510	1,795,965	-84.21	55.0398	
Norway - Date Received: 28-Jun-2024	Non-Article 5 Parties	WEUR	(Population**:	5,489)				
CI - Hydrochlorofluorocarbons (HCFCs)	0.00	38.00	-100	0.00	76.00	-100.00	0.0000	
Subtotal - Summation excludes Annex F	0.00	38.00	-100	0.00	76.00	-100.00	0.0000	
F - Hydrofluorocarbons (HFCs)	0	138,936	-100	176,462	989,402	-82.16	32.1483	
Poland - Date Received: 30-Sept-2024	Non-Article 5 Parties	EEUR	(Population**:	38,814)				
AI - Chlorofluorocarbons (CFCs)	-5.0	0.0	-100					
CI - Hydrochlorofluorocarbons (HCFCs)	-0.11	97.30	-100					
Subtotal - Summation excludes Annex F	-5.11	97.30	-100					
F - Hydrofluorocarbons (HFCs)	-58,053	221,244	-100					
Portugal - Date Received: 1-Oct-2024	Non-Article 5 Parties	WEUR	(Population**:	10,431)				
CI - Hydrochlorofluorocarbons (HCFCs)	0.00	0.00	-100					
Subtotal - Summation excludes Annex F	0.00	0.00	-100					
F - Hydrofluorocarbons (HFCs)	0	0	-100					
Romania - Date Received: 3-Jul-2024	Non-Article 5 Parties	EEUR	(Population**:	19,169)				
CI - Hydrochlorofluorocarbons (HCFCs)	0.00		-100					
Subtotal - Summation excludes Annex F	0.00		-100					
F - Hydrofluorocarbons (HFCs)	0	70,220	-100					
Russian Federation - Date Received: 5-Jul-2024	Non-Article 5 Parties	EEUR	(Population**:	145,675)				
CI - Hydrochlorofluorocarbons (HCFCs)	13.10	4,066.10	-99.68	19.09	3,996.90	-99.52	0.0001	
Subtotal - Summation excludes Annex F	13.10	4,066.10	-99.68	19.09	3,996.90	-99.52	0.0001	
F - Hydrofluorocarbons (HFCs)	-606,682	15,352,188	-100	36,046,761	48,729,257	-26.03	247.4464	
San Marino - Date Received: 20-May-2025	Non-Article 5 Parties	WEUR	(Population**:	34)				
CI - Hydrochlorofluorocarbons (HCFCs)	0.00	0.20	-100	0.00	0.40	-100.00	0.0000	
Subtotal - Summation excludes Annex F	0.00	0.20	-100	0.00	0.40	-100.00	0.0000	
F - Hydrofluorocarbons (HFCs)	0	366	-100	0	11,509	-100.00	0.0000	
Slovakia - Date Received: 2-Jul-2024	Non-Article 5 Parties	EEUR	(Population**:	5,517)				
CI - Hydrochlorofluorocarbons (HCFCs)	0.00	29.10	-100					
Subtotal - Summation excludes Annex F	0.00	29.10	-100					
F - Hydrofluorocarbons (HFCs)	-3,355	45,177	-100					
Slovenia - Date Received: 27-Sept-2024	Non-Article 5 Parties	EEUR	(Population**:	2,118)				
CI - Hydrochlorofluorocarbons (HCFCs)	0.00	34.00	-100					
Subtotal - Summation excludes Annex F	0.00	34.00	-100					
F - Hydrofluorocarbons (HFCs)	0	39,123	-100					
Spain - Date Received: 9-Oct-2024	Non-Article 5 Parties	WEUR	(Population**:	47,907)				
BIII - Methyl Chloroform (TCA)	0.8	0.0						
CI - Hydrochlorofluorocarbons (HCFCs)	0.00	1,345.60	-100					
Subtotal - Summation excludes Annex F	0.80	1,345.60	-99.94					
F - Hydrofluorocarbons (HFCs)	0	21,286,874	-100					
State of Palestine - Date Received: 15-Oct-2024	Non-Article 5 Parties	ASIA	(Population**:	5,368)				
CI - Hydrochlorofluorocarbons (HCFCs)	0.00		-100	0.00		-100.00	0.0000	
Subtotal - Summation excludes Annex F	0.00		-100	0.00		-100.00	0.0000	
Sweden - Date Received: 23-Sept-2024	Non-Article 5 Parties	WEUR	(Population**:	10,522)				
CI - Hydrochlorofluorocarbons (HCFCs)	0.00	78.60	-100					
Subtotal - Summation excludes Annex F	0.00	78.60	-100					
F - Hydrofluorocarbons (HFCs)	-3,378	252,936	-100					
Switzerland - Date Received: 30-Sept-2024	Non-Article 5 Parties	WEUR	(Population**:	8,843)				
BII - Carbon Tetrachloride (CTC)	0.0	0.0	-100	0.1	4.7	-97.87	0.0000	
CI - Hydrochlorofluorocarbons (HCFCs)	0.00	65.30	-100	0.00	130.50	-100.00	0.0000	
Subtotal - Summation excludes Annex F	0.00	65.30	-100	0.10	135.20	-99.93	0.0000	
F - Hydrofluorocarbons (HFCs)	0	112,283	-100	1,260,823	2,208,655	-42.91	142.5786	
Tajikistan - Date Received: 28-Oct-2024	Non-Article 5 Parties	ASIA	(Population**:	10,288)				
CI - Hydrochlorofluorocarbons (HCFCs)	0.00	9.40	-100	0.02	18.70	-99.89	0.0000	
Subtotal - Summation excludes Annex F	0.00	9.40	-100	0.02	18.70	-99.89	0.0000	
F - Hydrofluorocarbons (HFCs)	0	27,216	-100	457,613	446,600	2.47	44.4803	
Ukraine - Date Received: 30-Sept-2024	Non-Article 5 Parties	EEUR	(Population**:	38,024)				
CI - Hydrochlorofluorocarbons (HCFCs)	0.00	82.10	-100	0.00	164.20	-100.00	0.0000	
Subtotal - Summation excludes Annex F	0.00	82.10	-100	0.00	164.20	-100.00	0.0000	
F - Hydrofluorocarbons (HFCs)	0		-100	5,961,701			156.7878	
United Kingdom of Great Britain and Northern Ireland - Date Received: 3-Feb-2025	Non-Article 5 Parties	WEUR	(Population**:	68,443)				
AI - Chlorofluorocarbons (CFCs)	-48.5	102,014.4	-100	-48.5	46,218.4	-100.00	0.0000	
AII - Halons	-1.8	16,500.0	-100	-1.8	6,706.6	-100.00	0.0000	
CI - Hydrochlorofluorocarbons (HCFCs)	-3.60	2,755.80	-100	-3.60	1,260.70	-100.00	0.0000	
Subtotal - Summation excludes Annex F	-53.90	121,270.20	-100	-53.90	54,185.70	-100.00	0.0000	
F - Hydrofluorocarbons (HFCs)	0	16,655,157	-100	7,638,952	20,631,249	-62.97	111.6104	
United States of America - Date Received: 16-Sept-2024	Non-Article 5 Parties	WEUR	(Population**:	342,475)				
AI - Chlorofluorocarbons (CFCs)	-234.3	311,021.2	-100	-234.3	305,963.6	-100.00	0.0000	
AII - Halons	-0.9	58,756.0	-100	-0.9	57,803.0	-100.00	0.0000	
BI - Other Fully Halogenated CFCs	-130.2	577.0	-100	-130.2	571.0	-100.00	0.0000	
BII - Carbon Tetrachloride (CTC)	-1,608.9	56,036.2	-100	-1,609.8	11,924.0	-100.00	0.0000	
BIII - Methyl Chloroform (TCA)	-31.1	31,517.0	-100	-31.1	25,597.3	-100.00	0.0000	
CI - Hydrochlorofluorocarbons (HCFCs)	-15.25	15,389.60	-100	-18.94	15,248.30	-100.00	0.0000	
CII - Hydrobromofluorocarbons (HBFCs)	-0.1		-100	-0.1		-100.00	0.0000	
EI - Methyl Bromide (MB)	-2.2	16,908.0	-100	-5.0	15,317.4	-100.00	0.0000	
Subtotal - Summation excludes Annex F	-2,022.95	490,205.00	-100	-2,030.34	432,424.60	-100.00	0.0000	
F - Hydrofluorocarbons (HFCs)	163,825,617	382,005,967	-57.11	252,535,352	302,538,289	-16.53	737.3833	
Uzbekistan - Date Received: 3-Oct-2024	Non-Article 5 Parties	ASIA	(Population**:	35,294)				
CI - Hydrochlorofluorocarbons (HCFCs)	0.00	37.40	-100	0.30	74.70	-99.60	0.0000	
Subtotal - Summation excludes Annex F	0.00	37.40	-100	0.30	74.70	-99.60	0.0000	

* Production and Consumption numbers are rounded to a uniform number of decimal places for each annex group. Display of zero consumption or production has been suppressed for annex groups that have been phased out (namely annex A, annex B, groups II and III of annex C, and annex E) to make it easier to view non-zero consumption.

** Population in thousands.

- % Chng = Percentage change of the annual figure when compared to the baseline.
- Per Cap. = Per capita consumption.

**Annex Vc - Production and consumption of controlled substances - comparison of 2023 with baseline:
Article 5 Parties (ODP/CO2-eq tonnes)**

Key

- AI - Annex A, Group I (CFCs). Base for Article 5 parties is the average of 1995, 1996 and 1997. Base for non-Article 5 Parties is 1986.
 AII - Annex A, Group II (Halons). Base for Article 5 parties is the average of 1995, 1996 and 1997. Base for non-Article 5 Parties is 1986.
 BI - Annex B, Group I (Other Halogenated CFCs). Base for Article 5 parties = average of 1998, 1999 and 2000. Base for non-Article 5 Parties is 1989.
 BII - Annex B, Group II (Carbon Tetrachloride). Base for Article 5 parties is the average of 1998, 1999 and 2000. Base for non-Article 5 Parties is 1989.
 BIII - Annex B, Group III (Methyl Chloroform). Base for Article 5 parties is the average of 1998, 1999 and 2000. Base for non-Article 5 Parties is 1989.
 CI - Annex C, Group I (HCFCs). Base for Article 5 parties is the average of 2009 and 2010. Base consumption for non-Article 5 Parties is 1989 consumption of HCFCs plus 2.8% of 1989 consumption of CFCs. Base production for non-Article 5 Parties is Average of 1989 HCFC production + 2.8% of 1989 CFC production and 1989 HCFC consumption + 2.8% of 1989 CFC consumption.
 CII - Annex C, Group II (HBFCs). Phase-out requirement was from 1996.
 CIII - Annex C, Group III (Bromochloromethane). Phase-out requirement was from 2002.
 EI - Annex E, Group I (Methyl Bromide). Base for Article 5 parties is the average of 1995, 1996, 1997 and 1998. Base for non-Article 5 Parties is 1991.
 F - Annex F Hydrofluorocarbons (HFCs). Base for Article 5 Group 1 parties is the average HFC for 2020-2022 + 65% of HCFC baseline. Base for Article 5 parties- Group 2 is the average HFC for 2024-2026 + 65% of HCFC baseline. Base for non-Article 5 parties is the average HFC for 2011-2013 + 15% (25% for Belarus, Kazakhstan, the Russian Federation, Tajikistan and Uzbekistan) of HCFC baseline.

	PRODUCTION*			CONSUMPTION*			
	2023	Base	% Chng	2023	Base	% Chng	Per Cap. Cons.
Afghanistan - Date Received: 3-Jun-2024 Article 5 Parties ASIA (Population** 40,865)							
CI - Hydrochlorofluorocarbons (HCFCs)	0.00	0.00	-100	13.69	23.60	-41.99	0.0003
Subtotal - Summation excludes Annex F	0.00	0.00	-100	13.69	23.60	-41.99	0.0003
Albania - Date Received: 28-Aug-2024 Article 5 Parties EEUR (Population** 2,822)							
CI - Hydrochlorofluorocarbons (HCFCs)	0.00	0.00	-100	2.17	6.00	-63.83	0.0008
Subtotal - Summation excludes Annex F	0.00	0.00	-100	2.17	6.00	-63.83	0.0008
F - Hydrofluorocarbons (HFCs)	0	0	-100	1,904,288	883,849	115.45	674.8009
Algeria - Date Received: 30-Apr-2024 Article 5 Parties AFR (Population** 45,831)							
CI - Hydrochlorofluorocarbons (HCFCs)	0.00	0.00	-100	39.71	62.12	-36.08	0.0009
Subtotal - Summation excludes Annex F	0.00	0.00	-100	39.71	62.12	-36.08	0.0009
Angola - Date Received: 21-Oct-2024 Article 5 Parties AFR (Population** 36,187)							
CI - Hydrochlorofluorocarbons (HCFCs)	0.00	0.00	-100	3.82	16.00	-76.13	0.0001
Subtotal - Summation excludes Annex F	0.00	0.00	-100	3.82	16.00	-76.13	0.0001
F - Hydrofluorocarbons (HFCs)	0	0	-100	13,218,297	3,878,000	240.85	365.2775
Antigua and Barbuda - Date Received: 30-Aug-2024 Article 5 Parties LAC (Population** 93)							
CI - Hydrochlorofluorocarbons (HCFCs)	0.00	0.00	-100	0.00	0.30	-100.00	0.0000
Subtotal - Summation excludes Annex F	0.00	0.00	-100	0.00	0.30	-100.00	0.0000
Argentina - Date Received: 30-Aug-2024 Article 5 Parties LAC (Population** 45,459)							
CI - Hydrochlorofluorocarbons (HCFCs)	91.84	224.60	-59.11	163.39	400.70	-59.22	0.0036
Subtotal - Summation excludes Annex F	91.84	224.60	-59.11	163.39	400.70	-59.22	0.0036
F - Hydrofluorocarbons (HFCs)	0	4,803,138	-100	15,743,179	19,219,484	-18.09	346.3160
Armenia - Date Received: 1-Sept-2024 Article 5 Parties EEUR (Population** 2,902)							
CI - Hydrochlorofluorocarbons (HCFCs)	0.00	0.00	-100	2.32	7.00	-66.86	0.0008
Subtotal - Summation excludes Annex F	0.00	0.00	-100	2.32	7.00	-66.86	0.0008
F - Hydrofluorocarbons (HFCs)	0	0	-100	664,716	475,254	39.87	229.0544
Bahamas - Date Received: 31-May-2024 Article 5 Parties LAC (Population** 399)							
CI - Hydrochlorofluorocarbons (HCFCs)	0.00	0.00	-100	2.44	4.80	-49.17	0.0061
Subtotal - Summation excludes Annex F	0.00	0.00	-100	2.44	4.80	-49.17	0.0061
F - Hydrofluorocarbons (HFCs)	0	0	-100	152,602	227,203	-32.83	382.4612
Bahrain - Date Received: 19-Mar-2024 Article 5 Parties ASIA (Population** 1,552)							
CI - Hydrochlorofluorocarbons (HCFCs)	0.00	0.00	-100	29.60	51.90	-42.97	0.0191
Subtotal - Summation excludes Annex F	0.00	0.00	-100	29.60	51.90	-42.97	0.0191
Bangladesh - Date Received: 1-Sept-2024 Article 5 Parties ASIA (Population** 170,427)							
CI - Hydrochlorofluorocarbons (HCFCs)	0.00	0.00	-100	29.93	72.60	-58.77	0.0002
Subtotal - Summation excludes Annex F	0.00	0.00	-100	29.93	72.60	-58.77	0.0002
F - Hydrofluorocarbons (HFCs)	0	0	-100	4,586,619	5,473,532	-16.20	26.9125
Barbados - Date Received: 29-Jul-2024 Article 5 Parties LAC (Population** 282)							
CI - Hydrochlorofluorocarbons (HCFCs)	0.00	0.00	-100	0.47	3.70	-87.30	0.0017
Subtotal - Summation excludes Annex F	0.00	0.00	-100	0.47	3.70	-87.30	0.0017
F - Hydrofluorocarbons (HFCs)	0	0	-100	163,309	295,419	-44.72	579.1099
Belize - Date Received: 23-Feb-2024 Article 5 Parties LAC (Population** 408)							
CI - Hydrochlorofluorocarbons (HCFCs)	0.00	0.00	-100	0.69	2.80	-75.36	0.0017
Subtotal - Summation excludes Annex F	0.00	0.00	-100	0.69	2.80	-75.36	0.0017
F - Hydrofluorocarbons (HFCs)****	0	0	-100	383,298	502,263	-23.69	939.4559
Benin - Date Received: 19-Jun-2024 Article 5 Parties AFR (Population** 13,934)							
CI - Hydrochlorofluorocarbons (HCFCs)	0.00	0.00	-100	9.67	23.80	-59.37	0.0007
Subtotal - Summation excludes Annex F	0.00	0.00	-100	9.67	23.80	-59.37	0.0007
F - Hydrofluorocarbons (HFCs)	0	0	-100	901,445	1,875,057	-51.92	64.6939
Bhutan - Date Received: 29-May-2025 Article 5 Parties ASIA (Population** 784)							
CI - Hydrochlorofluorocarbons (HCFCs)	0.00	0.00	-100	0.02	0.30	-93.33	0.0000
Subtotal - Summation excludes Annex F	0.00	0.00	-100	0.02	0.30	-93.33	0.0000
F - Hydrofluorocarbons (HFCs)	0	0	-100	2,388	13,105	-81.78	3.0459
Bolivia (Plurinational State of) - Date Received: 31-Aug-2024 Article 5 Parties LAC (Population** 12,159)							
CI - Hydrochlorofluorocarbons (HCFCs)	0.00	0.00	-100	1.55	6.10	-74.59	0.0001
Subtotal - Summation excludes Annex F	0.00	0.00	-100	1.55	6.10	-74.59	0.0001
F - Hydrofluorocarbons (HFCs)	0	0	-100	475,782	677,884	-29.81	39.1300
Bosnia and Herzegovina - Date Received: 20-Apr-2024 Article 5 Parties EEUR (Population** 3,194)							
CI - Hydrochlorofluorocarbons (HCFCs)	0.00	0.00	-100	0.00	4.70	-100.00	0.0000
Subtotal - Summation excludes Annex F	0.00	0.00	-100	0.00	4.70	-100.00	0.0000
F - Hydrofluorocarbons (HFCs)	0	0	-100	1,854,872	1,066,653	73.90	580.7364
Botswana - Date Received: 28-Aug-2024 Article 5 Parties AFR (Population** 2,460)							
CI - Hydrochlorofluorocarbons (HCFCs)	0.00	0.00	-100	4.79	11.00	-56.45	0.0019
Subtotal - Summation excludes Annex F	0.00	0.00	-100	4.79	11.00	-56.45	0.0019
F - Hydrofluorocarbons (HFCs)	0	0	-100	185,236	389,992	-52.50	75.2992

Brazil - Date Received: 29-Jul-2025 Article 5 Parties LAC (Population**: 210,707)							
CI - Hydrochlorofluorocarbons (HCFCs)	0.00	0.00	-100	491.59	1,327.30	-62.96	0.0023
Subtotal - Summation excludes Annex F	0.00	0.00	-100	491.59	1,327.30	-62.96	0.0023
F - Hydrofluorocarbons (HFCs)****	0	0	-100	34,075,056	76,344,535	-55.37	161.7177
Brunei Darussalam - Date Received: 7-Oct-2024 Article 5 Parties ASIA (Population**: 457)							
CI - Hydrochlorofluorocarbons (HCFCs)	0.00	0.00	-100	3.04	6.10	-50.16	0.0067
Subtotal - Summation excludes Annex F	0.00	0.00	-100	3.04	6.10	-50.16	0.0067
F - Hydrofluorocarbons (HFCs)****	0	0	-100	343,383			751.3851
Burkina Faso - Date Received: 9-Oct-2024 Article 5 Parties AFR (Population**: 22,766)							
CI - Hydrochlorofluorocarbons (HCFCs)	0.00	0.00	-100	4.13	28.90	-85.71	0.0002
Subtotal - Summation excludes Annex F	0.00	0.00	-100	4.13	28.90	-85.71	0.0002
F - Hydrofluorocarbons (HFCs)	0	0	-100	442,731	1,049,523	-57.82	19.4470
Burundi - Date Received: 17-Jul-2024 Article 5 Parties AFR (Population**: 13,504)							
CI - Hydrochlorofluorocarbons (HCFCs)	0.00	0.00	-100	0.66	7.20	-90.83	0.0000
Subtotal - Summation excludes Annex F	0.00	0.00	-100	0.66	7.20	-90.83	0.0000
F - Hydrofluorocarbons (HFCs)	0	0	-100	58,129	207,530	-71.99	4.3046
Cabo Verde - Date Received: 14-May-2024 Article 5 Parties AFR (Population**: 521)							
CI - Hydrochlorofluorocarbons (HCFCs)	0.00	0.00	-100	0.01	1.10	-99.09	0.0000
Subtotal - Summation excludes Annex F	0.00	0.00	-100	0.01	1.10	-99.09	0.0000
F - Hydrofluorocarbons (HFCs)	0	0	-100	108,860	38,791	180.63	208.9443
Cambodia - Date Received: 2-Sept-2024 Article 5 Parties ASIA (Population**: 17,315)							
CI - Hydrochlorofluorocarbons (HCFCs)	0.00	0.00	-100	6.90	15.00	-54.00	0.0004
Subtotal - Summation excludes Annex F	0.00	0.00	-100	6.90	15.00	-54.00	0.0004
F - Hydrofluorocarbons (HFCs)	0	0	-100	977,412	1,263,376	-22.63	56.4489
Cameroon - Date Received: 9-Apr-2024 Article 5 Parties AFR (Population**: 27,998)							
CI - Hydrochlorofluorocarbons (HCFCs)	0.00	0.00	-100	24.80	88.80	-72.07	0.0009
Subtotal - Summation excludes Annex F	0.00	0.00	-100	24.80	88.80	-72.07	0.0009
F - Hydrofluorocarbons (HFCs)	0	0	-100	3,579,009	4,760,203	-24.81	127.8309
Central African Republic - Date Received: 1-Jul-2024 Article 5 Parties AFR (Population**: 5,065)							
CI - Hydrochlorofluorocarbons (HCFCs)	0.00	0.00	-100	6.05	12.00	-49.58	0.0012
Subtotal - Summation excludes Annex F	0.00	0.00	-100	6.05	12.00	-49.58	0.0012
Chad - Date Received: 3-Jul-2024 Article 5 Parties AFR (Population**: 18,768)							
CI - Hydrochlorofluorocarbons (HCFCs)	0.00	0.00	-100	10.04	16.10	-37.64	0.0005
Subtotal - Summation excludes Annex F	0.00	0.00	-100	10.04	16.10	-37.64	0.0005
F - Hydrofluorocarbons (HFCs)	0	0	-100	3,346,060	3,573,612	-6.37	178.2854
Chile - Date Received: 14-Aug-2024 Article 5 Parties LAC (Population**: 19,603)							
CI - Hydrochlorofluorocarbons (HCFCs)	0.00	0.00	-100	18.76	87.50	-78.56	0.0010
Subtotal - Summation excludes Annex F	0.00	0.00	-100	18.76	87.50	-78.56	0.0010
F - Hydrofluorocarbons (HFCs)	0	0	-100	4,943,654	6,698,107	-26.19	252.1886
China - Date Received: 15-Oct-2024 Article 5 Parties ASIA (Population**: 1,424,261)							
AI - Chlorofluorocarbons (CFCs)	-44.6	47,003.9	-100		57,818.7	-100.00	0.0000
BI - Carbon Tetrachloride (CTC)	109.4	32,479.7	-99.66	109.4	49,142.1	-99.78	0.0001
CI - Hydrochlorofluorocarbons (HCFCs)	11,726.63	29,122.00	-59.73	7,360.70	19,269.00	-61.80	0.0052
Subtotal - Summation excludes Annex F	11,791.43	108,605.60	-89.14	7,425.50	126,229.80	-94.12	0.0052
F - Hydrofluorocarbons (HFCs)	1,471,784.754	1,852,528.591	-20.55	769,361,542	905,144,032	-15.00	540.1830
Colombia - Date Received: 28-Jun-2024 Article 5 Parties LAC (Population**: 52,033)							
CI - Hydrochlorofluorocarbons (HCFCs)	0.00	0.00	-100	19.82	225.60	-91.21	0.0004
Subtotal - Summation excludes Annex F	0.00	0.00	-100	19.82	225.60	-91.21	0.0004
F - Hydrofluorocarbons (HFCs)	0	0	-100	6,206,292	8,652,982	-28.28	119.2761
Comoros - Date Received: 28-Jun-2024 Article 5 Parties AFR (Population**: 842)							
CI - Hydrochlorofluorocarbons (HCFCs)	0.00	0.00	-100	0.03	0.10	-70.00	0.0000
Subtotal - Summation excludes Annex F	0.00	0.00	-100	0.03	0.10	-70.00	0.0000
F - Hydrofluorocarbons (HFCs)	0	0	-100	20,205	34,958	-42.20	23.9964
Congo - Date Received: 13-Mar-2024 Article 5 Parties AFR (Population**: 6,108)							
CI - Hydrochlorofluorocarbons (HCFCs)	0.00	0.00	-100	5.20	10.14	-48.72	0.0009
Subtotal - Summation excludes Annex F	0.00	0.00	-100	5.20	10.14	-48.72	0.0009
F - Hydrofluorocarbons (HFCs)	0	0	-100	261,413	504,649	-48.20	42.7985
Cook Islands - Date Received: 8-Aug-2024 Article 5 Parties ASIA (Population**: 14)							
CI - Hydrochlorofluorocarbons (HCFCs)	0.00	0.00	-100	0.00	0.10	-100.00	0.0000
Subtotal - Summation excludes Annex F	0.00	0.00	-100	0.00	0.10	-100.00	0.0000
F - Hydrofluorocarbons (HFCs)	0	0	-100	13,152	6,461	103.56	939.4286
Costa Rica - Date Received: 17-May-2024 Article 5 Parties LAC (Population**: 5,093)							
CI - Hydrochlorofluorocarbons (HCFCs)	-0.09	0.00	-100	3.84	14.10	-72.77	0.0008
Subtotal - Summation excludes Annex F	-0.09	0.00	-100	3.84	14.10	-72.77	0.0008
F - Hydrofluorocarbons (HFCs)	-1.010	0	-100	1,803,777	1,450,799	24.33	354.1679
Côte d'Ivoire - Date Received: 7-Aug-2025 Article 5 Parties AFR (Population**: 30,784)							
CI - Hydrochlorofluorocarbons (HCFCs)	0.00	0.00	-100	30.25	63.80	-52.59	0.0010
Subtotal - Summation excludes Annex F	0.00	0.00	-100	30.25	63.80	-52.59	0.0010
F - Hydrofluorocarbons (HFCs)	0	0	-100	2,748,996	21,289,132	-87.09	89.2995
Cuba - Date Received: 22-Apr-2024 Article 5 Parties LAC (Population**: 11,039)							
AI - Chlorofluorocarbons (CFCs)	-0.5	0.0	-100	-0.5	625.1	-100.00	0.0000
CI - Hydrochlorofluorocarbons (HCFCs)	0.00	0.00	-100	0.55	16.90	-96.75	0.0000
Subtotal - Summation excludes Annex F	-0.50	0.00	-100	0.05	642.00	-99.99	0.0000
F - Hydrofluorocarbons (HFCs)	0	0	-100	1,368,669	1,030,662	32.80	123.9849
Democratic People's Republic of Korea - Date Received: 2-Jun-2025 Article 5 Parties ASIA (Population**: 26,376)							
CI - Hydrochlorofluorocarbons (HCFCs)	24.77	27.60	-10.25	57.76	78.00	-25.95	0.0022
Subtotal - Summation excludes Annex F	24.77	27.60	-10.25	57.76	78.00	-25.95	0.0022
F - Hydrofluorocarbons (HFCs)	593,450	1,102,320	-46.16	593,450	1,906,435	-68.87	22.4996
Democratic Republic of the Congo - Date Received: 22-May-2024 Article 5 Parties AFR (Population**: 104,063)							
CI - Hydrochlorofluorocarbons (HCFCs)	0.00	0.00	-100	0.88	66.21	-98.67	0.0000
Subtotal - Summation excludes Annex F	0.00	0.00	-100	0.88	66.21	-98.67	0.0000
Djibouti - Date Received: 16-Jun-2025 Article 5 Parties AFR (Population**: 1,145)							
CI - Hydrochlorofluorocarbons (HCFCs)	0.00	0.00	-100	0.25	0.70	-64.29	0.0002
Subtotal - Summation excludes Annex F	0.00	0.00	-100	0.25	0.70	-64.29	0.0002
F - Hydrofluorocarbons (HFCs)	0	0	-100	255,638	220,941	15.70	223.2646
Dominica - Date Received: 3-Oct-2024 Article 5 Parties LAC (Population**: 67)							
CI - Hydrochlorofluorocarbons (HCFCs)	0.00	0.00	-100	0.01	0.40	-97.50	0.0001

Subtotal - Summation excludes Annex F	0.00	0.00	-100	0.01	0.40	-97.50	0.0001
F - Hydrofluorocarbons (HFCs)***	0		-100	13,370			199,5522
Dominican Republic - Date Received: 2-Apr-2024 Article 5 Parties LAC (Population**: 11,283)							
CI - Hydrochlorofluorocarbons (HCFCs)	0.00	0.00	-100	24.35	51.20	-52.44	0.0022
Subtotal - Summation excludes Annex F	0.00	0.00	-100	24.35	51.20	-52.44	0.0022
F - Hydrofluorocarbons (HFCs)	0	0	-100	3,343,222	3,834,089	-12.80	296,3061
Ecuador - Date Received: 27-Dec-2024 Article 5 Parties LAC (Population**: 17,902)							
AI - Chlorofluorocarbons (CFCs)	-0.2	0.0	-100	-0.2	301.4	-100.00	0.0000
CI - Hydrochlorofluorocarbons (HCFCs)	0.00	0.00	-100	9.04	23.49	-61.52	0.0005
Subtotal - Summation excludes Annex F	-0.20	0.00	-100	8.84	324.89	-97.28	0.0005
F - Hydrofluorocarbons (HFCs)	-412	0	-100	3,161,086	3,179,294	-0.57	176,5773
Egypt - Date Received: 28-Oct-2024 Article 5 Parties AFR (Population**: 113,493)							
CI - Hydrochlorofluorocarbons (HCFCs)	0.00	0.00	-100	236.65	386.30	-38.74	0.0021
Subtotal - Summation excludes Annex F	0.00	0.00	-100	236.65	386.30	-38.74	0.0021
F - Hydrofluorocarbons (HFCs)	0	0	-100	14,890,881	19,290,350	-22.81	131,2053
El Salvador - Date Received: 7-May-2024 Article 5 Parties LAC (Population**: 6,295)							
CI - Hydrochlorofluorocarbons (HCFCs)	0.00	0.00	-100	4.66	11.70	-60.17	0.0007
Subtotal - Summation excludes Annex F	0.00	0.00	-100	4.66	11.70	-60.17	0.0007
F - Hydrofluorocarbons (HFCs)	0	0	-100	1,122,854	922,362	21.74	178,3724
Equatorial Guinea - Date Received: 17-Jul-2024 Article 5 Parties AFR (Population**: 1,825)							
CI - Hydrochlorofluorocarbons (HCFCs)	0.00	0.00	-100	1.09	6.31	-82.73	0.0006
Subtotal - Summation excludes Annex F	0.00	0.00	-100	1.09	6.31	-82.73	0.0006
F - Hydrofluorocarbons (HFCs)***	0	0	-100	88,978	271,411	-67.22	48,7551
Eritrea - Date Received: 14-Oct-2024 Article 5 Parties AFR (Population**: 3,439)							
CI - Hydrochlorofluorocarbons (HCFCs)	0.00	0.00	-100	0.52	1.09	-52.29	0.0002
Subtotal - Summation excludes Annex F	0.00	0.00	-100	0.52	1.09	-52.29	0.0002
F - Hydrofluorocarbons (HFCs)	0	0	-100	157,236	169,249	-7.10	45,7214
Eswatini - Date Received: 24-Oct-2024 Article 5 Parties AFR (Population**: 1,225)							
CI - Hydrochlorofluorocarbons (HCFCs)	0.00	0.00	-100	0.42	1.73	-75.72	0.0003
Subtotal - Summation excludes Annex F	0.00	0.00	-100	0.42	1.73	-75.72	0.0003
F - Hydrofluorocarbons (HFCs)	0	0	-100	106,607	105,500	1.05	87,0261
Ethiopia - Date Received: 14-Oct-2024 Article 5 Parties AFR (Population**: 127,028)							
CI - Hydrochlorofluorocarbons (HCFCs)	0.00	0.00	-100	3.37	5.50	-38.73	0.0000
Subtotal - Summation excludes Annex F	0.00	0.00	-100	3.37	5.50	-38.73	0.0000
F - Hydrofluorocarbons (HFCs)	0	0	-100	104,008	347,035	-70.03	0,8188
Fiji - Date Received: 3-Oct-2024 Article 5 Parties ASIA (Population**: 922)							
CI - Hydrochlorofluorocarbons (HCFCs)	0.00	0.00	-100	2.03	5.73	-64.57	0.0022
Subtotal - Summation excludes Annex F	0.00	0.00	-100	2.03	5.73	-64.57	0.0022
F - Hydrofluorocarbons (HFCs)	0	0	-100	329,493	443,528	-25.71	357,3677
Gabon - Date Received: 8-May-2024 Article 5 Parties AFR (Population**: 2,458)							
CI - Hydrochlorofluorocarbons (HCFCs)	0.00	0.00	-100	7.26	30.20	-75.96	0.0030
Subtotal - Summation excludes Annex F	0.00	0.00	-100	7.26	30.20	-75.96	0.0030
F - Hydrofluorocarbons (HFCs)	0	0	-100	763,753	2,182,210	-65.00	310,7213
Gambia - Date Received: 23-Apr-2024 Article 5 Parties AFR (Population**: 2,667)							
CI - Hydrochlorofluorocarbons (HCFCs)	0.00	0.00	-100	0.18	1.50	-88.00	0.0001
Subtotal - Summation excludes Annex F	0.00	0.00	-100	0.18	1.50	-88.00	0.0001
F - Hydrofluorocarbons (HFCs)	0	0	-100	260,165	271,515	-4.18	97,5497
Georgia - Date Received: 30-Jan-2025 Article 5 Parties EEUR (Population**: 3,807)							
CI - Hydrochlorofluorocarbons (HCFCs)	0.00	0.00	-100	0.86	5.30	-83.77	0.0002
Subtotal - Summation excludes Annex F	0.00	0.00	-100	0.86	5.30	-83.77	0.0002
F - Hydrofluorocarbons (HFCs)	0	0	-100	846,456	813,152	4.10	222,3420
Ghana - Date Received: 2-Sept-2024 Article 5 Parties AFR (Population**: 33,467)							
CI - Hydrochlorofluorocarbons (HCFCs)	0.00	0.00	-100	14.81	57.30	-74.15	0.0004
Subtotal - Summation excludes Annex F	0.00	0.00	-100	14.81	57.30	-74.15	0.0004
F - Hydrofluorocarbons (HFCs)	0	0	-100	715,052	1,805,702	-60.40	21,3659
Grenada - Date Received: 24-Oct-2024 Article 5 Parties LAC (Population**: 117)							
CI - Hydrochlorofluorocarbons (HCFCs)	0.00	0.00	-100	0.09	0.80	-88.75	0.0008
Subtotal - Summation excludes Annex F	0.00	0.00	-100	0.09	0.80	-88.75	0.0008
F - Hydrofluorocarbons (HFCs)	0	0	-100	66,612	52,815	26.12	569,3333
Guatemala - Date Received: 19-Sept-2024 Article 5 Parties LAC (Population**: 17,984)							
CI - Hydrochlorofluorocarbons (HCFCs)	0.00	0.00	-100	2.01	8.30	-75.78	0.0001
Subtotal - Summation excludes Annex F	0.00	0.00	-100	2.01	8.30	-75.78	0.0001
F - Hydrofluorocarbons (HFCs)	0	0	-100	1,038,394	1,217,998	-14.75	57,7399
Guinea - Date Received: 30-Dec-2024 Article 5 Parties AFR (Population**: 14,229)							
CI - Hydrochlorofluorocarbons (HCFCs)	0.00	0.00	-100	1.10	22.60	-95.13	0.0001
Subtotal - Summation excludes Annex F	0.00	0.00	-100	1.10	22.60	-95.13	0.0001
F - Hydrofluorocarbons (HFCs)	0	0	-100	1,704,662	1,826,976	-6.69	119,8020
Guinea Bissau - Date Received: 29-Apr-2024 Article 5 Parties AFR (Population**: 2,129)							
CI - Hydrochlorofluorocarbons (HCFCs)	0.00	0.00	-100	0.66	2.83	-76.68	0.0003
Subtotal - Summation excludes Annex F	0.00	0.00	-100	0.66	2.83	-76.68	0.0003
F - Hydrofluorocarbons (HFCs)	0	0	-100	589,847	722,391	-18.35	277,0535
Guyana - Date Received: 15-Aug-2024 Article 5 Parties LAC (Population**: 824)							
CI - Hydrochlorofluorocarbons (HCFCs)	0.00	0.00	-100	0.34	1.80	-81.11	0.0004
Subtotal - Summation excludes Annex F	0.00	0.00	-100	0.34	1.80	-81.11	0.0004
F - Hydrofluorocarbons (HFCs)***	0	0	-100	240,283	146,169	64.39	291,6056
Haiti - Date Received: 28-Mar-2025 Article 5 Parties LAC (Population**: 11,570)							
CI - Hydrochlorofluorocarbons (HCFCs)	0.00	0.00	-100	0.74	3.63	-79.61	0.0001
Subtotal - Summation excludes Annex F	0.00	0.00	-100	0.74	3.63	-79.61	0.0001
F - Hydrofluorocarbons (HFCs)***	0	0	-100	83,633	149,322	-43.99	7,2284
Honduras - Date Received: 21-May-2024 Article 5 Parties LAC (Population**: 10,554)							
CI - Hydrochlorofluorocarbons (HCFCs)	0.00	0.00	-100	6.16	19.90	-69.05	0.0006
Subtotal - Summation excludes Annex F	0.00	0.00	-100	6.16	19.90	-69.05	0.0006
F - Hydrofluorocarbons (HFCs)	0	0	-100	1,850,102	1,449,723	27.62	175,2987
India - Date Received: 27-Sept-2024 Article 5 Parties ASIA (Population**: 1,431,703)							
CI - Hydrochlorofluorocarbons (HCFCs)	1,218.33	2,399.50	-49.23	322.44	1,608.20	-79.95	0.0002
Subtotal - Summation excludes Annex F	1,218.33	2,399.50	-49.23	322.44	1,608.20	-79.95	0.0002
F - Hydrofluorocarbons (HFCs)	62,993,108			51,165,562			35,7376

Indonesia - Date Received: 2-May-2024 Article 5 Parties ASIA (Population**: 280,026)							
CI - Hydrochlorofluorocarbons (HCFCs)	0.00	0.00	-100	149.42	403.90	-63.01	0.0005
Subtotal - Summation excludes Annex F	0.00	0.00	-100	149.42	403.90	-63.01	0.0005
F - Hydrofluorocarbons (HFCs)	0	0	-100	1,535,575	23,370,721	-93.43	5.4837
Iran (Islamic Republic of) - Date Received: 30-Jun-2024 Article 5 Parties ASIA (Population**: 90,103)							
CI - Hydrochlorofluorocarbons (HCFCs)	0.00	0.00	-100	93.66	380.50	-75.39	0.0010
Subtotal - Summation excludes Annex F	0.00	0.00	-100	93.66	380.50	-75.39	0.0010
Iraq - Date Received: 26-Mar-2024 Article 5 Parties ASIA (Population**: 44,590)							
CI - Hydrochlorofluorocarbons (HCFCs)	0.00	0.00	-100	66.39	108.40	-38.75	0.0015
Subtotal - Summation excludes Annex F	0.00	0.00	-100	66.39	108.40	-38.75	0.0015
Jamaica - Date Received: 21-Feb-2024 Article 5 Parties LAC (Population**: 2,840)							
CI - Hydrochlorofluorocarbons (HCFCs)	0.00	0.00	-100	1.40	16.30	-91.41	0.0005
Subtotal - Summation excludes Annex F	0.00	0.00	-100	1.40	16.30	-91.41	0.0005
Jordan - Date Received: 10-Jul-2024 Article 5 Parties ASIA (Population**: 11,347)							
CI - Hydrochlorofluorocarbons (HCFCs)	0.00	0.00	-100	15.73	83.00	-81.05	0.0014
Subtotal - Summation excludes Annex F	0.00	0.00	-100	15.73	83.00	-81.05	0.0014
F - Hydrofluorocarbons (HFCs)	0	0	-100	1,671,435	2,808,101	-40.48	147.3019
Kenya - Date Received: 30-Aug-2024 Article 5 Parties AFR (Population**: 54,794)							
CI - Hydrochlorofluorocarbons (HCFCs)	0.00	0.00	-100	5.52	52.20	-89.43	0.0001
Subtotal - Summation excludes Annex F	0.00	0.00	-100	5.52	52.20	-89.43	0.0001
F - Hydrofluorocarbons (HFCs)****	0	0	-100	283,816	1,543,824	-81.62	5.1797
Kiribati - Date Received: 13-Aug-2024 Article 5 Parties ASIA (Population**: 132)							
CI - Hydrochlorofluorocarbons (HCFCs)	0.00	0.00	-100	0.01	0.10	-90.00	0.0001
Subtotal - Summation excludes Annex F	0.00	0.00	-100	0.01	0.10	-90.00	0.0001
F - Hydrofluorocarbons (HFCs)	0	0	-100	5,641	8,176	-31.01	42.7348
Kuwait - Date Received: 4-Aug-2024 Article 5 Parties ASIA (Population**: 4,793)							
CI - Hydrochlorofluorocarbons (HCFCs)	0.00	0.00	-100	147.03	418.60	-64.88	0.0307
Subtotal - Summation excludes Annex F	0.00	0.00	-100	147.03	418.60	-64.88	0.0307
Kyrgyzstan - Date Received: 23-Jul-2024 Article 5 Parties ASIA (Population**: 7,016)							
CI - Hydrochlorofluorocarbons (HCFCs)	0.00	0.00	-100	0.00	4.10	-100.00	0.0000
Subtotal - Summation excludes Annex F	0.00	0.00	-100	0.00	4.10	-100.00	0.0000
F - Hydrofluorocarbons (HFCs)	0	0	-100	314,555	450,382	-30.16	44.8340
Lao People's Democratic Republic - Date Received: 26-Sept-2024 Article 5 Parties ASIA (Population**: 7,612)							
CI - Hydrochlorofluorocarbons (HCFCs)	0.00	0.00	-100	1.46	2.30	-36.52	0.0002
Subtotal - Summation excludes Annex F	0.00	0.00	-100	1.46	2.30	-36.52	0.0002
F - Hydrofluorocarbons (HFCs)	0	0	-100	283,415	324,226	-12.59	37.2327
Lebanon - Date Received: 27-Jun-2024 Article 5 Parties ASIA (Population**: 5,761)							
CI - Hydrochlorofluorocarbons (HCFCs)	0.00	0.00	-100	24.63	73.50	-66.49	0.0043
Subtotal - Summation excludes Annex F	0.00	0.00	-100	24.63	73.50	-66.49	0.0043
F - Hydrofluorocarbons (HFCs)	0	0	-100	1,518,706	2,556,533	-40.60	263.6185
Lesotho - Date Received: 10-Jun-2024 Article 5 Parties AFR (Population**: 2,298)							
CI - Hydrochlorofluorocarbons (HCFCs)	0.00	0.00	-100	0.39	3.50	-88.86	0.0002
Subtotal - Summation excludes Annex F	0.00	0.00	-100	0.39	3.50	-88.86	0.0002
F - Hydrofluorocarbons (HFCs)	0	0	-100	27,069	103,221	-73.78	11.7794
Liberia - Date Received: 10-Mar-2025 Article 5 Parties AFR (Population**: 5,433)							
CI - Hydrochlorofluorocarbons (HCFCs)	0.00	0.00	-100	1.25	5.30	-76.42	0.0002
Subtotal - Summation excludes Annex F	0.00	0.00	-100	1.25	5.30	-76.42	0.0002
F - Hydrofluorocarbons (HFCs)	0	0	-100	112,645	180,909	-37.73	20.7335
Libya - Date Received: 20-May-2024 Article 5 Parties AFR (Population**: 7,269)							
CI - Hydrochlorofluorocarbons (HCFCs)	0.00	0.00	-100	61.75	118.38	-47.84	0.0085
Subtotal - Summation excludes Annex F	0.00	0.00	-100	61.75	118.38	-47.84	0.0085
Madagascar - Date Received: 12-Jul-2024 Article 5 Parties AFR (Population**: 30,813)							
CI - Hydrochlorofluorocarbons (HCFCs)	0.00	0.00	-100	9.08	16.60	-45.30	0.0003
Subtotal - Summation excludes Annex F	0.00	0.00	-100	9.08	16.60	-45.30	0.0003
F - Hydrofluorocarbons (HFCs)***	0	0	-100	1,641,815	1,719,334	-4.51	53.2832
Malawi - Date Received: 8-Mar-2024 Article 5 Parties AFR (Population**: 20,833)							
CI - Hydrochlorofluorocarbons (HCFCs)	0.00	0.00	-100	1.88	10.80	-82.59	0.0001
Subtotal - Summation excludes Annex F	0.00	0.00	-100	1.88	10.80	-82.59	0.0001
F - Hydrofluorocarbons (HFCs)	0	0	-100	193,561	428,435	-54.82	9.2911
Malaysia - Date Received: 19-Sept-2024 Article 5 Parties ASIA (Population**: 34,908)							
CI - Hydrochlorofluorocarbons (HCFCs)	-0.08	0.00	-100	153.54	515.80	-70.23	0.0044
Subtotal - Summation excludes Annex F	-0.08	0.00	-100	153.54	515.80	-70.23	0.0044
F - Hydrofluorocarbons (HFCs)	-10.071	0	-100	5,043,404	26,703,717	-81.11	144.4770
Maldives - Date Received: 4-Jun-2025 Article 5 Parties ASIA (Population**: 525)							
CI - Hydrochlorofluorocarbons (HCFCs)	0.00	0.00	-100	0.00	4.60	-100.00	0.0000
Subtotal - Summation excludes Annex F	0.00	0.00	-100	0.00	4.60	-100.00	0.0000
F - Hydrofluorocarbons (HFCs)	0	0	-100	416,644	434,219	-4.05	793.6076
Mali - Date Received: 8-Jul-2025 Article 5 Parties AFR (Population**: 23,416)							
CI - Hydrochlorofluorocarbons (HCFCs)	0.00	0.00	-100	4.95	15.00	-67.00	0.0002
Subtotal - Summation excludes Annex F	0.00	0.00	-100	4.95	15.00	-67.00	0.0002
F - Hydrofluorocarbons (HFCs)	0	0	-100	1,692,873	399,935	323.29	72.2956
Marshall Islands - Date Received: 9-Aug-2024 Article 5 Parties ASIA (Population**: 39)							
CI - Hydrochlorofluorocarbons (HCFCs)	0.00	0.00	-100	0.00	0.20	-100.00	0.0000
Subtotal - Summation excludes Annex F	0.00	0.00	-100	0.00	0.20	-100.00	0.0000
F - Hydrofluorocarbons (HFCs)	0	0	-100	31,619	10,824	192.12	810.7436
Mauritania - Date Received: 23-Aug-2024 Article 5 Parties AFR (Population**: 4,948)							
CI - Hydrochlorofluorocarbons (HCFCs)	0.00	0.00	-100	8.67	20.50	-57.71	0.0018
Subtotal - Summation excludes Annex F	0.00	0.00	-100	8.67	20.50	-57.71	0.0018
Mauritius - Date Received: 25-Jul-2024 Article 5 Parties AFR (Population**: 1,275)							
CI - Hydrochlorofluorocarbons (HCFCs)	0.00	0.00	-100	1.17	8.00	-85.38	0.0009
Subtotal - Summation excludes Annex F	0.00	0.00	-100	1.17	8.00	-85.38	0.0009
F - Hydrofluorocarbons (HFCs)	0	0	-100	530,740	665,957	-20.30	416.2667
Mexico - Date Received: 1-May-2024 Article 5 Parties LAC (Population**: 129,171)							
CI - Hydrochlorofluorocarbons (HCFCs)	147.22	697.00	-78.88	168.23	1,148.80	-85.36	0.0013
Subtotal - Summation excludes Annex F	147.22	697.00	-78.88	168.23	1,148.80	-85.36	0.0013
F - Hydrofluorocarbons (HFCs)	-967.087	14,908.490	-100	50,254,745	76,982,664	-34.72	389.0559

Micronesia (Federated States of) - Date Received: 9-Aug-2024 Article 5 Parties ASIA (Population**: 112)								
CI - Hydrochlorofluorocarbons (HCFCs)	0.00	0.00	-100	0.00	0.20	-100.00	0.0000	
Subtotal - Summation excludes Annex F	0.00	0.00	-100	0.00	0.20	-100.00	0.0000	
F - Hydrofluorocarbons (HFCs)	0	0	-100	17,412	13,600	28.03	155.4643	
Mongolia - Date Received: 3-Oct-2024 Article 5 Parties ASIA (Population**: 3,410)								
CI - Hydrochlorofluorocarbons (HCFCs)	0.00	0.00	-100	0.07	1.40	-95.00	0.0000	
Subtotal - Summation excludes Annex F	0.00	0.00	-100	0.07	1.40	-95.00	0.0000	
F - Hydrofluorocarbons (HFCs)	0	0	-100	27,778	57,309	-51.53	8.1460	
Montenegro - Date Received: 5-Apr-2024 Article 5 Parties EEUR (Population**: 628)								
CI - Hydrochlorofluorocarbons (HCFCs)	0.00	0.00	-100	0.03	0.80	-96.25	0.0000	
Subtotal - Summation excludes Annex F	0.00	0.00	-100	0.03	0.80	-96.25	0.0000	
F - Hydrofluorocarbons (HFCs)	0	0	-100	191,587	155,854	22.93	305.0748	
Morocco - Date Received: 19-Dec-2024 Article 5 Parties AFR (Population**: 37,524)								
CI - Hydrochlorofluorocarbons (HCFCs)	0.00	0.00	-100	17.30	51.35	-66.31	0.0005	
Subtotal - Summation excludes Annex F	0.00	0.00	-100	17.30	51.35	-66.31	0.0005	
F - Hydrofluorocarbons (HFCs)	0	0	-100	6,270,836	2,134,520	193.78	167.1153	
Mozambique - Date Received: 10-Apr-2024 Article 5 Parties AFR (Population**: 33,141)								
CI - Hydrochlorofluorocarbons (HCFCs)	0.00	0.00	-100	2.04	8.69	-76.52	0.0001	
Subtotal - Summation excludes Annex F	0.00	0.00	-100	2.04	8.69	-76.52	0.0001	
F - Hydrofluorocarbons (HFCs)	0	0	-100	1,156,651	655,255	76.52	34.9009	
Myanmar - Date Received: 4-Oct-2024 Article 5 Parties ASIA (Population**: 53,947)								
CI - Hydrochlorofluorocarbons (HCFCs)	0.00	0.00	-100	2.16	4.30	-49.77	0.0000	
Subtotal - Summation excludes Annex F	0.00	0.00	-100	2.16	4.30	-49.77	0.0000	
F - Hydrofluorocarbons (HFCs)	0	0	-100	863,290			16.0026	
Namibia - Date Received: 23-Oct-2024 Article 5 Parties AFR (Population**: 2,928)								
CI - Hydrochlorofluorocarbons (HCFCs)	0.00	0.00	-100	0.26	8.40	-96.90	0.0001	
Subtotal - Summation excludes Annex F	0.00	0.00	-100	0.26	8.40	-96.90	0.0001	
F - Hydrofluorocarbons (HFCs)	0	0	-100	730,358	774,924	-5.75	249.4392	
Nauru - Date Received: 9-Aug-2024 Article 5 Parties ASIA (Population**: 12)								
CI - Hydrochlorofluorocarbons (HCFCs)	0.00	0.00	-100	0.00	0.00	-100.00	0.0000	
Subtotal - Summation excludes Annex F	0.00	0.00	-100	0.00	0.00	-100.00	0.0000	
F - Hydrofluorocarbons (HFCs)	0	0	-100	2,525	1,204	109.72	210.4167	
Nepal - Date Received: 26-Apr-2024 Article 5 Parties ASIA (Population**: 29,715)								
CI - Hydrochlorofluorocarbons (HCFCs)	0.00	0.00	-100	0.35	1.10	-68.18	0.0000	
Subtotal - Summation excludes Annex F	0.00	0.00	-100	0.35	1.10	-68.18	0.0000	
F - Hydrofluorocarbons (HFCs)	0	0	-100	432,186	582,295	-25.78	63.7725	
Nicaragua - Date Received: 23-Oct-2024 Article 5 Parties LAC (Population**: 6,777)								
CI - Hydrochlorofluorocarbons (HCFCs)	0.00	0.00	-100	1.56	6.80	-77.06	0.0002	
Subtotal - Summation excludes Annex F	0.00	0.00	-100	1.56	6.80	-77.06	0.0002	
F - Hydrofluorocarbons (HFCs)	0	0	-100	432,186	582,295	-25.78	63.7725	
Niger - Date Received: 10-May-2024 Article 5 Parties AFR (Population**: 25,727)								
CI - Hydrochlorofluorocarbons (HCFCs)	0.00	0.00	-100	5.60	15.98	-64.96	0.0002	
Subtotal - Summation excludes Annex F	0.00	0.00	-100	5.60	15.98	-64.96	0.0002	
F - Hydrofluorocarbons (HFCs)	0	0	-100	608,920	1,222,358	-50.18	23.6685	
Nigeria - Date Received: 17-Feb-2025 Article 5 Parties AFR (Population**: 225,495)								
CI - Hydrochlorofluorocarbons (HCFCs)	0.00	0.00	-100	103.66	344.88	-69.94	0.0005	
Subtotal - Summation excludes Annex F	0.00	0.00	-100	103.66	344.88	-69.94	0.0005	
F - Hydrofluorocarbons (HFCs)	0	0	-100	22,809,651	15,187,779	50.18	101.1537	
Niue - Date Received: 21-Aug-2024 Article 5 Parties ASIA (Population**: 2)								
CI - Hydrochlorofluorocarbons (HCFCs)	0.00	0.00	-100	0.00	0.00	-100.00	0.0000	
Subtotal - Summation excludes Annex F	0.00	0.00	-100	0.00	0.00	-100.00	0.0000	
F - Hydrofluorocarbons (HFCs)	0	0	-100	0	201	-100.00	0.0000	
North Macedonia - Date Received: 29-Aug-2024 Article 5 Parties EEUR (Population**: 1,836)								
CI - Hydrochlorofluorocarbons (HCFCs)	0.00	0.00	-100	0.00	1.80	-100.00	0.0000	
Subtotal - Summation excludes Annex F	0.00	0.00	-100	0.00	1.80	-100.00	0.0000	
F - Hydrofluorocarbons (HFCs)	0	0	-100	275,505	397,843	-30.75	150.0572	
Oman - Date Received: 17-Apr-2024 Article 5 Parties ASIA (Population**: 4,933)								
CI - Hydrochlorofluorocarbons (HCFCs)	0.00	0.00	-100	11.72	31.50	-62.79	0.0024	
Subtotal - Summation excludes Annex F	0.00	0.00	-100	11.72	31.50	-62.79	0.0024	
F - Hydrofluorocarbons (HFCs)	0	0	-100	2,300,559			466.3610	
Pakistan - Date Received: 7-May-2024 Article 5 Parties ASIA (Population**: 245,673)								
CI - Hydrochlorofluorocarbons (HCFCs)	0.00	0.00	-100	118.94	248.11	-52.06	0.0005	
Subtotal - Summation excludes Annex F	0.00	0.00	-100	118.94	248.11	-52.06	0.0005	
F - Hydrofluorocarbons (HFCs)	0	0	-100	6,360	10,368	-38.66	353.3333	
Palau - Date Received: 8-Aug-2024 Article 5 Parties ASIA (Population**: 18)								
CI - Hydrochlorofluorocarbons (HCFCs)	0.00	0.00	-100	0.00	0.20	-100.00	0.0000	
Subtotal - Summation excludes Annex F	0.00	0.00	-100	0.00	0.20	-100.00	0.0000	
F - Hydrofluorocarbons (HFCs)	0	0	-100	6,360	10,368	-38.66	353.3333	
Panama - Date Received: 9-May-2024 Article 5 Parties LAC (Population**: 4,430)								
CI - Hydrochlorofluorocarbons (HCFCs)	0.00	0.00	-100	8.85	24.80	-64.31	0.0020	
Subtotal - Summation excludes Annex F	0.00	0.00	-100	8.85	24.80	-64.31	0.0020	
F - Hydrofluorocarbons (HFCs)	0	0	-100	2,733,914	2,543,386	7.49	617.1363	
Papua New Guinea - Date Received: 11-Oct-2024 Article 5 Parties ASIA (Population**: 10,296)								
CI - Hydrochlorofluorocarbons (HCFCs)	0.00	0.00	-100	0.73	3.30	-77.88	0.0001	
Subtotal - Summation excludes Annex F	0.00	0.00	-100	0.73	3.30	-77.88	0.0001	
F - Hydrofluorocarbons (HFCs)****	0	0	-100	365,343			35.4840	
Paraguay - Date Received: 8-Apr-2024 Article 5 Parties LAC (Population**: 6,802)								
CI - Hydrochlorofluorocarbons (HCFCs)	0.00	0.00	-100	10.58	18.00	-41.22	0.0016	
Subtotal - Summation excludes Annex F	0.00	0.00	-100	10.58	18.00	-41.22	0.0016	
F - Hydrofluorocarbons (HFCs)	0	0	-100	1,546,758	1,684,582	-8.18	227.3975	
Peru - Date Received: 30-Apr-2024 Article 5 Parties LAC (Population**: 33,656)								
CI - Hydrochlorofluorocarbons (HCFCs)	0.00	0.00	-100	14.84	26.88	-44.79	0.0004	
Subtotal - Summation excludes Annex F	0.00	0.00	-100	14.84	26.88	-44.79	0.0004	
F - Hydrofluorocarbons (HFCs)	0	0	-100	3,075,377	2,735,721	12.42	91.3768	
Philippines - Date Received: 10-Jun-2024 Article 5 Parties ASIA (Population**: 114,411)								
CI - Hydrochlorofluorocarbons (HCFCs)	0.00	0.00	-100	64.47	161.98	-60.20	0.0006	
Subtotal - Summation excludes Annex F	0.00	0.00	-100	64.47	161.98	-60.20	0.0006	
F - Hydrofluorocarbons (HFCs)	0	0	-100	8,073,416	11,903,687	-32.18	70.5650	

Qatar - Date Received: 22-Jul-2024 Article 5 Parties ASIA (Population**: 2,946)								
CI - Hydrochlorofluorocarbons (HCFCs)	0.00	0.00	-100	56.47	86.90	-35.02	0.0192	
Subtotal - Summation excludes Annex F	0.00	0.00	-100	56.47	86.90	-35.02	0.0192	
Republic of Korea - Date Received: 19-Sept-2024 Article 5 Parties ASIA (Population**: 51,759)								
BIU - Carbon Tetrachloride (CTC)	0.0	584.8	-100	0.2	638.0	-99.97	0.0000	
CI - Hydrochlorofluorocarbons (HCFCs)	167.18	395.10	-57.69	778.06	1,908.00	-59.22	0.0150	
Subtotal - Summation excludes Annex F	167.18	979.90	-82.94	778.26	2,546.00	-69.43	0.0150	
F - Hydrofluorocarbons (HFCs)	2,769,080	11,991,777	-76.91	64,890,681	89,248,915	-27.29	1,253.7082	
Republic of Moldova - Date Received: 30-Jan-2025 Article 5 Parties EEUR (Population**: 3,081)								
CI - Hydrochlorofluorocarbons (HCFCs)	0.00	0.00	-100	0.32	1.00	-68.00	0.0001	
Subtotal - Summation excludes Annex F	0.00	0.00	-100	0.32	1.00	-68.00	0.0001	
F - Hydrofluorocarbons (HFCs)	0	0	-100	452,288	521,391	-13.25	146.7991	
Rwanda - Date Received: 28-Jun-2024 Article 5 Parties AFR (Population**: 13,803)								
CI - Hydrochlorofluorocarbons (HCFCs)	0.00	0.00	-100	1.21	4.10	-70.49	0.0001	
Subtotal - Summation excludes Annex F	0.00	0.00	-100	1.21	4.10	-70.49	0.0001	
F - Hydrofluorocarbons (HFCs)	0	0	-100	222,119	338,197	-34.32	16.0921	
Saint Kitts and Nevis - Date Received: 23-Oct-2024 Article 5 Parties LAC (Population**: 47)								
CI - Hydrochlorofluorocarbons (HCFCs)	0.00	0.00	-100	0.00	0.50	-100.00	0.0000	
Subtotal - Summation excludes Annex F	0.00	0.00	-100	0.00	0.50	-100.00	0.0000	
F - Hydrofluorocarbons (HFCs)	0	0	-100	801			17.0426	
Saint Lucia - Date Received: 8-Jul-2024 Article 5 Parties LAC (Population**: 179)								
CI - Hydrochlorofluorocarbons (HCFCs)	0.00	0.00	-100	0.09	1.09	-91.74	0.0005	
Subtotal - Summation excludes Annex F	0.00	0.00	-100	0.09	1.09	-91.74	0.0005	
F - Hydrofluorocarbons (HFCs)	0	0	-100	95,871	83,735	14.49	535.5922	
Saint Vincent and the Grenadines - Date Received: 10-Jul-2024 Article 5 Parties LAC (Population**: 102)								
CI - Hydrochlorofluorocarbons (HCFCs)	0.00	0.00	-100	0.00	0.30	-100.00	0.0000	
Subtotal - Summation excludes Annex F	0.00	0.00	-100	0.00	0.30	-100.00	0.0000	
F - Hydrofluorocarbons (HFCs)****	0	0	-100	16,970	25,280	-32.87	166.3725	
Samoa - Date Received: 8-Aug-2024 Article 5 Parties ASIA (Population**: 216)								
CI - Hydrochlorofluorocarbons (HCFCs)	0.00	0.00	-100	0.03	0.30	-90.00	0.0001	
Subtotal - Summation excludes Annex F	0.00	0.00	-100	0.03	0.30	-90.00	0.0001	
F - Hydrofluorocarbons (HFCs)	0	0	-100	14,555	20,557	-29.20	67.3843	
Sao Tome and Principe - Date Received: 26-May-2024 Article 5 Parties AFR (Population**: 229)								
CI - Hydrochlorofluorocarbons (HCFCs)	0.00	0.00	-100	0.04	2.20	-98.18	0.0002	
Subtotal - Summation excludes Annex F	0.00	0.00	-100	0.04	2.20	-98.18	0.0002	
F - Hydrofluorocarbons (HFCs)	0	0	-100	28,976	71,039	-59.21	126.5328	
Saudi Arabia - Date Received: 25-Jul-2024 Article 5 Parties ASIA (Population**: 32,867)								
CI - Hydrochlorofluorocarbons (HCFCs)	0.00	0.00	-100	697.60	1,468.70	-52.50	0.0212	
Subtotal - Summation excludes Annex F	0.00	0.00	-100	697.60	1,468.70	-52.50	0.0212	
Senegal - Date Received: 15-Aug-2024 Article 5 Parties AFR (Population**: 17,867)								
CI - Hydrochlorofluorocarbons (HCFCs)	0.00	0.00	-100	10.18	36.20	-71.88	0.0006	
Subtotal - Summation excludes Annex F	0.00	0.00	-100	10.18	36.20	-71.88	0.0006	
F - Hydrofluorocarbons (HFCs)	0	0	-100	2,261,398	2,786,915	-18.86	126.5684	
Serbia - Date Received: 24-Sept-2024 Article 5 Parties EEUR (Population**: 6,788)								
CI - Hydrochlorofluorocarbons (HCFCs)	0.00	0.00	-100	3.83	8.40	-54.40	0.0006	
Subtotal - Summation excludes Annex F	0.00	0.00	-100	3.83	8.40	-54.40	0.0006	
F - Hydrofluorocarbons (HFCs)	0	0	-100	8,446,488	3,261,874	158.95	1,244.3265	
Seychelles - Date Received: 23-Feb-2024 Article 5 Parties AFR (Population**: 127)								
CI - Hydrochlorofluorocarbons (HCFCs)	0.00	0.00	-100	0.00	1.40	-100.00	0.0000	
Subtotal - Summation excludes Annex F	0.00	0.00	-100	0.00	1.40	-100.00	0.0000	
F - Hydrofluorocarbons (HFCs)	0	0	-100	223,975	249,400	-10.19	1,763.5827	
Sierra Leone - Date Received: 10-May-2024 Article 5 Parties AFR (Population**: 8,368)								
CI - Hydrochlorofluorocarbons (HCFCs)	0.00	0.00	-100	0.56	1.70	-67.06	0.0001	
Subtotal - Summation excludes Annex F	0.00	0.00	-100	0.56	1.70	-67.06	0.0001	
F - Hydrofluorocarbons (HFCs)	0	0	-100	298,480	350,905	-14.94	35.6692	
Singapore - Date Received: 25-Sept-2024 Article 5 Parties ASIA (Population**: 5,766)								
CI - Hydrochlorofluorocarbons (HCFCs)	0.00	0.00	-100	19.53	216.10	-90.96	0.0034	
Subtotal - Summation excludes Annex F	0.00	0.00	-100	19.53	216.10	-90.96	0.0034	
F - Hydrofluorocarbons (HFCs)	0	0	-100	5,770,315	10,583,428	-45.48	1,000.7484	
Solomon Islands - Date Received: 14-Nov-2024 Article 5 Parties ASIA (Population**: 790)								
CI - Hydrochlorofluorocarbons (HCFCs)	0.00	0.00	-100	0.07	2.00	-96.50	0.0001	
Subtotal - Summation excludes Annex F	0.00	0.00	-100	0.07	2.00	-96.50	0.0001	
F - Hydrofluorocarbons (HFCs)	0	0	-100	36,147	69,516	-48.00	45.7557	
Somalia - Date Received: 8-Jul-2025 Article 5 Parties AFR (Population**: 18,031)								
CI - Hydrochlorofluorocarbons (HCFCs)	0.00	0.00	-100	10.54	45.10	-76.63	0.0006	
Subtotal - Summation excludes Annex F	0.00	0.00	-100	10.54	45.10	-76.63	0.0006	
F - Hydrofluorocarbons (HFCs)	0	0	-100	1,058,139	1,276,672	-17.12	58.6844	
South Africa - Date Received: 25-Oct-2024 Article 5 Parties AFR (Population**: 62,797)								
CI - Hydrochlorofluorocarbons (HCFCs)	0.00	0.00	-100	74.51	369.70	-79.85	0.0012	
Subtotal - Summation excludes Annex F	0.00	0.00	-100	74.51	369.70	-79.85	0.0012	
F - Hydrofluorocarbons (HFCs)	0	0	-100	8,748,739	13,843,139	-36.80	139.3178	
South Sudan - Date Received: 8-Apr-2024 Article 5 Parties AFR (Population**: 11,147)								
CI - Hydrochlorofluorocarbons (HCFCs)	0.00	0.00	-100	0.94	4.10	-77.07	0.0001	
Subtotal - Summation excludes Annex F	0.00	0.00	-100	0.94	4.10	-77.07	0.0001	
F - Hydrofluorocarbons (HFCs)***	0	0	-100	52,267	221,410	-76.39	4.6889	
Sri Lanka - Date Received: 10-Oct-2024 Article 5 Parties ASIA (Population**: 22,905)								
CI - Hydrochlorofluorocarbons (HCFCs)	0.00	0.00	-100	8.58	13.90	-38.27	0.0004	
Subtotal - Summation excludes Annex F	0.00	0.00	-100	8.58	13.90	-38.27	0.0004	
F - Hydrofluorocarbons (HFCs)	0	0	-100	1,156,405	1,170,234	-1.18	50.4870	
Sudan - Date Received: 18-Oct-2024 Article 5 Parties AFR (Population**: 50,037)								
CI - Hydrochlorofluorocarbons (HCFCs)	0.00	0.00	-100	3.33	52.70	-93.68	0.0001	
Subtotal - Summation excludes Annex F	0.00	0.00	-100	3.33	52.70	-93.68	0.0001	
F - Hydrofluorocarbons (HFCs)***	0	0	-100	199,440	1,743,144	-88.56	3.9859	
Suriname - Date Received: 25-Oct-2024 Article 5 Parties LAC (Population**: 626)								
CI - Hydrochlorofluorocarbons (HCFCs)	0.00	0.00	-100	0.00	2.00	-100.00	0.0000	
Subtotal - Summation excludes Annex F	0.00	0.00	-100	0.00	2.00	-100.00	0.0000	
F - Hydrofluorocarbons (HFCs)***	0	0	-100	24,230	272,996	-91.12	38.7061	

Syrian Arab Republic - Date Received: 20-Sept-2024 Article 5 Parties ASIA (Population**: 23,015)							
CI - Hydrochlorofluorocarbons (HCFCs)	0.00	0.00	-100	51.13	135.00	-62.13	0.0022
Subtotal - Summation excludes Annex F	0.00	0.00	-100	51.13	135.00	-62.13	0.0022
F - Hydrofluorocarbons (HFCs)	0	0	-100	12,671,604	18,150,706	-30.19	550.5802
Thailand - Date Received: 18-Feb-2025 Article 5 Parties ASIA (Population**: 71,716)							
CI - Hydrochlorofluorocarbons (HCFCs)	0.00	0.00	-100	292.73	927.60	-68.44	0.0041
Subtotal - Summation excludes Annex F	0.00	0.00	-100	292.73	927.60	-68.44	0.0041
Timor-Leste - Date Received: 7-Oct-2024 Article 5 Parties ASIA (Population**: 1,377)							
CI - Hydrochlorofluorocarbons (HCFCs)	0.00	0.00	-100	0.06	0.50	-88.00	0.0000
Subtotal - Summation excludes Annex F	0.00	0.00	-100	0.06	0.50	-88.00	0.0000
Togo - Date Received: 28-Jun-2024 Article 5 Parties AFR (Population**: 9,196)							
CI - Hydrochlorofluorocarbons (HCFCs)	0.00	0.00	-100	5.67	20.00	-71.65	0.0006
Subtotal - Summation excludes Annex F	0.00	0.00	-100	5.67	20.00	-71.65	0.0006
F - Hydrofluorocarbons (HFCs)	0	0	-100	736,797	1,124,896	-34.50	80.1215
Tonga - Date Received: 9-Aug-2024 Article 5 Parties ASIA (Population**: 105)							
CI - Hydrochlorofluorocarbons (HCFCs)	0.00	0.00	-100	0.00	0.10	-100.00	0.0000
Subtotal - Summation excludes Annex F	0.00	0.00	-100	0.00	0.10	-100.00	0.0000
F - Hydrofluorocarbons (HFCs)	0	0	-100	7.415	7.676	-3.40	70.6190
Trinidad and Tobago - Date Received: 25-Jun-2024 Article 5 Parties LAC (Population**: 1,500)							
CI - Hydrochlorofluorocarbons (HCFCs)	0.00	0.00	-100	10.11	46.00	-78.02	0.0067
Subtotal - Summation excludes Annex F	0.00	0.00	-100	10.11	46.00	-78.02	0.0067
F - Hydrofluorocarbons (HFCs)	0	0	-100	4,967,441	5,681,787	-12.57	3,311.6273
Tunisia - Date Received: 18-Oct-2024 Article 5 Parties AFR (Population**: 12,161)							
CI - Hydrochlorofluorocarbons (HCFCs)	0.00	0.00	-100	17.88	40.70	-56.07	0.0015
Subtotal - Summation excludes Annex F	0.00	0.00	-100	17.88	40.70	-56.07	0.0015
F - Hydrofluorocarbons (HFCs)	0	0	-100	2,140,607	2,367,840	-9.60	176.0223
Türkiye - Date Received: 8-May-2024 Article 5 Parties WEUR (Population**: 87,169)							
CI - Hydrochlorofluorocarbons (HCFCs)	0.00	0.00	-100	2.34	551.47	-99.58	0.0000
Subtotal - Summation excludes Annex F	0.00	0.00	-100	2.34	551.47	-99.58	0.0000
F - Hydrofluorocarbons (HFCs)	-7.091	0	-100	20,337,396	37,117,410	-45.21	233.3100
Turkmenistan - Date Received: 23-Aug-2024 Article 5 Parties ASIA (Population**: 7,298)							
CI - Hydrochlorofluorocarbons (HCFCs)	0.00	0.00	-100	4.26	6.80	-37.35	0.0006
Subtotal - Summation excludes Annex F	0.00	0.00	-100	4.26	6.80	-37.35	0.0006
F - Hydrofluorocarbons (HFCs)	0	0	-100	572,109	597,121	-4.19	78.3926
Tuvalu - Date Received: 9-Aug-2024 Article 5 Parties ASIA (Population**: 10)							
CI - Hydrochlorofluorocarbons (HCFCs)	0.00	0.00	-100	0.00	0.10	-100.00	0.0000
Subtotal - Summation excludes Annex F	0.00	0.00	-100	0.00	0.10	-100.00	0.0000
F - Hydrofluorocarbons (HFCs)	0	0	-100	1,816	2,206	-17.68	181.6000
Uganda - Date Received: 7-Oct-2024 Article 5 Parties AFR (Population**: 47,981)							
CI - Hydrochlorofluorocarbons (HCFCs)	0.00	0.00	-100	0.07	0.20	-65.00	0.0000
Subtotal - Summation excludes Annex F	0.00	0.00	-100	0.07	0.20	-65.00	0.0000
F - Hydrofluorocarbons (HFCs)	0	0	-100	15,600	39,432	-60.44	0.3251
United Arab Emirates - Date Received: 3-Jul-2024 Article 5 Parties ASIA (Population**: 10,445)							
CI - Hydrochlorofluorocarbons (HCFCs)	0.00	0.00	-100	358.95	557.10	-35.57	0.0344
Subtotal - Summation excludes Annex F	0.00	0.00	-100	358.95	557.10	-35.57	0.0344
United Republic of Tanzania - Date Received: 15-Oct-2024 Article 5 Parties AFR (Population**: 65,657)							
CI - Hydrochlorofluorocarbons (HCFCs)	0.00	0.00	-100	0.72	1.70	-57.65	0.0000
Subtotal - Summation excludes Annex F	0.00	0.00	-100	0.72	1.70	-57.65	0.0000
F - Hydrofluorocarbons (HFCs)****	0	0	-100	223,266	218,611	2.13	3.4005
Uruguay - Date Received: 28-Aug-2024 Article 5 Parties LAC (Population**: 3,389)							
CI - Hydrochlorofluorocarbons (HCFCs)	0.00	0.00	-100	8.10	23.40	-65.38	0.0024
Subtotal - Summation excludes Annex F	0.00	0.00	-100	8.10	23.40	-65.38	0.0024
F - Hydrofluorocarbons (HFCs)	0	0	-100	696,550	1,012,431	-31.20	205.5326
Vanuatu - Date Received: 9-Aug-2024 Article 5 Parties ASIA (Population**: 317)							
CI - Hydrochlorofluorocarbons (HCFCs)	0.00	0.00	-100	0.00	0.30	-100.00	0.0000
Subtotal - Summation excludes Annex F	0.00	0.00	-100	0.00	0.30	-100.00	0.0000
F - Hydrofluorocarbons (HFCs)	0	0	-100	21,568	20,482	5.30	68.0379
Venezuela (Bolivarian Republic of) - Date Received: 2-Aug-2024 Article 5 Parties LAC (Population**: 28,251)							
CI - Hydrochlorofluorocarbons (HCFCs)	0.00	123.10	-100	58.57	207.00	-71.71	0.0021
Subtotal - Summation excludes Annex F	0.00	123.10	-100	58.57	207.00	-71.71	0.0021
F - Hydrofluorocarbons (HFCs)	0	2,631,742	-100	1,449,844	5,157,619	-71.89	51.3201
Viet Nam - Date Received: 6-Mar-2025 Article 5 Parties ASIA (Population**: 100,029)							
CI - Hydrochlorofluorocarbons (HCFCs)	0.00	0.00	-100	137.46	221.20	-37.86	0.0014
Subtotal - Summation excludes Annex F	0.00	0.00	-100	137.46	221.20	-37.86	0.0014
F - Hydrofluorocarbons (HFCs)	0	0	-100	13,830,601	13,991,360	-1.15	138.2659
Yemen - Date Received: 26-Jun-2024 Article 5 Parties ASIA (Population**: 38,794)							
CI - Hydrochlorofluorocarbons (HCFCs)	0.00	0.00	-100	80.50	158.20	-49.12	0.0021
Subtotal - Summation excludes Annex F	0.00	0.00	-100	80.50	158.20	-49.12	0.0021
Zambia - Date Received: 28-Mar-2024 Article 5 Parties AFR (Population**: 20,430)							
CI - Hydrochlorofluorocarbons (HCFCs)	0.00	0.00	-100	2.07	5.00	-58.60	0.0001
Subtotal - Summation excludes Annex F	0.00	0.00	-100	2.07	5.00	-58.60	0.0001
F - Hydrofluorocarbons (HFCs)	0	0	-100	823,415	699,513	17.71	40.3042
Zimbabwe - Date Received: 5-Jun-2024 Article 5 Parties AFR (Population**: 16,203)							
CI - Hydrochlorofluorocarbons (HCFCs)	0.00	0.00	-100	3.61	17.80	-79.72	0.0002
Subtotal - Summation excludes Annex F	0.00	0.00	-100	3.61	17.80	-79.72	0.0002
F - Hydrofluorocarbons (HFCs)	0	0	-100	842,264	1,210,624	-30.43	51.9820

* Production and Consumption numbers are rounded to a uniform number of decimal places for each annex group. Display of zero consumption or production has been suppressed for annex groups that have been phased out (namely annex A, annex B, groups II and III of annex C, and annex E) to make it easier to view non-zero consumption.

** Population in thousands.

*** The party has not ratified the Kigali Amendment and is not obligated to submit Article 7 data for HFCs.

**** Submitted before the party ratified the Kigali Amendment.

• % Chng = Percentage change of the annual figure when compared to the baseline.

• Per Cap. = Per capita consumption.

Annex VIa - Production and consumption of controlled substances - comparison of 2024 with baseline: Summary by geographical region of parties (ODP/CO2-eq tonnes)

Key

- AI - Annex A, Group I (CFCs). Base for Article 5 parties is the average of 1995, 1996 and 1997. Base for non-Article 5 Parties is 1986.
 AII - Annex A, Group II (Halons). Base for Article 5 parties is the average of 1995, 1996 and 1997. Base for non-Article 5 Parties is 1986.
 BI - Annex B, Group I (Other Halogenated CFCs). Base for Article 5 parties = average of 1998, 1999 and 2000. Base for non-Article 5 Parties is 1989.
 BII - Annex B, Group II (Carbon Tetrachloride). Base for Article 5 parties is the average of 1998, 1999 and 2000. Base for non-Article 5 Parties is 1989.
 BIII - Annex B, Group III (Methyl Chloroform). Base for Article 5 parties is the average of 1998, 1999 and 2000. Base for non-Article 5 Parties is 1989.
 CI - Annex C, Group I (HCFCs). Base for Article 5 parties is the average of 2009 and 2010. Base consumption for non-Article 5 Parties is 1989 consumption of HCFCs plus 2.8% of 1989 consumption of CFCs. Base production for non-Article 5 Parties is Average of 1989 HCFC production + 2.8% of 1989 CFC production and 1989 HCFC consumption + 2.8% of 1989 CFC consumption.
 CII - Annex C, Group II (HBFCs). Phase-out requirement was from 1996.
 CIII - Annex C, Group III (Bromochloromethane). Phase-out requirement was from 2002.
 EI - Annex E, Group I (Methyl Bromide). Base for Article 5 parties is the average of 1995, 1996, 1997 and 1998. Base for non-Article 5 Parties is 1991.
 F - Annex F Hydrofluorocarbons (HFCs). Base for Article 5 Group 1 parties is the average HFC for 2020-2022 + 65% of HCFC baseline. Base for Article 5 parties- Group 2 is the average HFC for 2024-2026 + 65% of HCFC baseline. Base for non-Article 5 parties is the average HFC for 2011-2013 + 15% (25% for Belarus, Kazakhstan, the Russian Federation, Tajikistan and Uzbekistan) of HCFC baseline.

	PRODUCTION*			CONSUMPTION*			
	2024	Base	% Chng	2024	Base	% Chng	Per Cap. Cons.
Africa - 36 (Population**: 1,060,221)							
AI - Chlorofluorocarbons (CFCs)	0.0	542.3	-100	0.0	9,994.7	-100.00	0.0000
AII - Halons	0.0	0.0	-100	0.0	1,722.9	-100.00	0.0000
BI - Other Fully Halogenated CFCs	0.0	0.0	-100	0.0	0.0	-100.00	0.0000
BII - Carbon Tetrachloride (CTC)	0.0	0.0	-100	0.0	198.8	-100.00	0.0000
BIII - Methyl Chloroform (TCA)	0.0	0.0	-100	0.0	67.9	-100.00	0.0000
CI - Hydrochlorofluorocarbons (HCFCs)	0.00	0.00	-100	586.26	1,814.95	-67.70	0.0006
CII - Hydrobromofluorocarbons (HBFCs)	0.0	0.0	-100	0.0	0.0	-100.00	0.0000
CIII - Bromochloromethane (BCM)	0.0	0.0	-100	0.0	0.0	-100.00	0.0000
EI - Methyl Bromide (MB)	0.0	0.0	-100	0.0	1,881.6	-100.00	0.0000
Subtotal - Summation excludes Annex F	0.00	542.30	-100	586.26	15,680.85	-96.26	0.0006
F - Hydrofluorocarbons (HFCs)	0	0	-100	83,980,983	105,031,211	-20.04	79.2108
Asia-Pacific - 25 (Population**: 860,808)							
AI - Chlorofluorocarbons (CFCs)	0.0	120,401.1	-100	0.0	134,913.1	-100.00	0.0000
AII - Halons	0.0	28,419.0	-100	0.0	20,051.5	-100.00	0.0000
BI - Other Fully Halogenated CFCs	0.0	2,342.0	-100	0.0	2,334.6	-100.00	0.0000
BII - Carbon Tetrachloride (CTC)	6.9	20,887.2	-99.97	6.9	77,012.2	-99.99	0.0000
BIII - Methyl Chloroform (TCA)	0.0	15,644.1	-100	0.0	17,348.8	-100.00	0.0000
CI - Hydrochlorofluorocarbons (HCFCs)	21.61	5,677.30	-99.62	1,372.16	8,909.69	-84.60	0.0016
CII - Hydrobromofluorocarbons (HBFCs)	0.0	0.0	-100	0.0	0.0	-100.00	0.0000
CIII - Bromochloromethane (BCM)	0.0	0.0	-100	0.0	0.0	-100.00	0.0000
EI - Methyl Bromide (MB)	0.0	3,406.1	-100	34.0	4,396.6	-99.23	0.0000
Subtotal - Summation excludes Annex F	28.51	196,776.80	-99.99	1,413.06	264,966.49	-99.47	0.0016
F - Hydrofluorocarbons (HFCs)	16,550,549	51,140,919	-67.64	40,300,492	94,692,128	-57.44	46.8171
Eastern Europe - 11 (Population**: 230,303)							
AI - Chlorofluorocarbons (CFCs)	-9.4	107,273.6	-100	0.0	101,457.2	-100.00	0.0000
AII - Halons	0.0	27,800.0	-100	0.0	32,113.4	-100.00	0.0000
BI - Other Fully Halogenated CFCs	0.0	300.0	-100	0.0	300.5	-100.00	0.0000
BII - Carbon Tetrachloride (CTC)	-0.2	112,535.5	-100	0.0	103,291.2	-100.00	0.0000
BIII - Methyl Chloroform (TCA)	0.0	330.0	-100	0.0	330.1	-100.00	0.0000
CI - Hydrochlorofluorocarbons (HCFCs)	2.98	4,501.80	-99.93	5.77	4,014.40	-99.86	0.0000
CII - Hydrobromofluorocarbons (HBFCs)	0.0	0.0	-100	0.0	0.0	-100.00	0.0000
CIII - Bromochloromethane (BCM)	-0.1	0.0	-100	0.0	0.0	-100.00	0.0000
EI - Methyl Bromide (MB)	0.0	0.0	-100	0.0	15.0	-100.00	0.0000
Subtotal - Summation excludes Annex F	-6.72	252,740.90	-100	5.77	241,521.80	-100.00	0.0000
F - Hydrofluorocarbons (HFCs)	-6,293,797	16,012,471	-100	27,752,316	49,282,954	-43.69	120.5035
Latin America and the Caribbean - 23 (Population**: 598,507)							
AI - Chlorofluorocarbons (CFCs)	0.0	28,756.7	-100	0.0	28,478.6	-100.00	0.0000
AII - Halons	0.0	0.0	-100	0.0	556.0	-100.00	0.0000
BI - Other Fully Halogenated CFCs	0.0	0.0	-100	0.0	35.1	-100.00	0.0000
BII - Carbon Tetrachloride (CTC)	0.0	11,629.6	-100	0.0	1,821.6	-100.00	0.0000
BIII - Methyl Chloroform (TCA)	0.0	32.4	-100	0.0	165.7	-100.00	0.0000
CI - Hydrochlorofluorocarbons (HCFCs)	276.28	1,044.70	-73.55	942.17	3,544.61	-73.42	0.0016
CII - Hydrobromofluorocarbons (HBFCs)	0.0	0.0	-100	0.0	0.0	-100.00	0.0000
CIII - Bromochloromethane (BCM)	0.0	0.0	-100	0.0	0.0	-100.00	0.0000
EI - Methyl Bromide (MB)	0.0	0.0	-100	0.0	3,284.7	-100.00	0.0000
Subtotal - Summation excludes Annex F	276.28	41,463.40	-99.33	942.17	37,886.31	-97.51	0.0016
F - Hydrofluorocarbons (HFCs)	-1,430	22,343,370	-100	123,708,541	207,293,916	-40.32	206.6952
Western Europe and Others - 17 (Population**: 915,373)							
AI - Chlorofluorocarbons (CFCs)	-253.2	285,817.2	-100	-295.7	348,768.8	-100.00	0.0000
AII - Halons	-153.4	54,693.0	-100	-399.7	53,941.2	-100.00	0.0000
BI - Other Fully Halogenated CFCs	0.0	61.0	-100	0.0	82.5	-100.00	0.0000
BII - Carbon Tetrachloride (CTC)	-68.1	77,858.0	-100	-3,195.7	57,435.8	-100.00	0.0000
BIII - Methyl Chloroform (TCA)	3.8	14,196.8	-99.97	4.6	14,809.5	-99.97	0.0000
CI - Hydrochlorofluorocarbons (HCFCs)	-23.34	9,064.30	-100	-20.88	10,515.07	-100.00	0.0000
CII - Hydrobromofluorocarbons (HBFCs)	0.0	0.0	-100	-0.5	0.0	-100.00	0.0000
CIII - Bromochloromethane (BCM)	-1.4	0.0	-100	-3.7	0.0	-100.00	0.0000
EI - Methyl Bromide (MB)	0.0	2,517.0	-100	-5.5	11,346.8	-100.00	0.0000
Subtotal - Summation excludes Annex F	-495.64	444,207.30	-100	-3,917.08	496,899.67	-100.00	0.0000
F - Hydrofluorocarbons (HFCs)	557,350	61,619,306	-99.10	71,059,482	230,615,187	-69.19	77.6290

* Production and Consumption numbers are rounded to a uniform number of decimal places for each annex group. Display of zero consumption or production has been suppressed for annex groups that have been phased out (namely annex A, annex B, groups II and III of annex C, and annex E) to make it easier to view non-zero consumption.

** Population in thousands.

• % Chng = Percentage change of the annual figure when compared to the baseline.

• Per Cap. = Per capita consumption.

**Annex VIIb - Production and consumption of controlled substances - comparison of 2023 with baseline:
Summary by geographical region of parties (ODP/CO2-eq tonnes)**

Key

- AI - Annex A, Group I (CFCs). Base for Article 5 parties is the average of 1995, 1996 and 1997. Base for non-Article 5 Parties is 1986.
 AII - Annex A, Group II (Halons). Base for Article 5 parties is the average of 1995, 1996 and 1997. Base for non-Article 5 Parties is 1986.
 BI - Annex B, Group I (Other Halogenated CFCs). Base for Article 5 parties = average of 1998, 1999 and 2000. Base for non-Article 5 Parties is 1989.
 BII - Annex B, Group II (Carbon Tetrachloride). Base for Article 5 parties is the average of 1998, 1999 and 2000. Base for non-Article 5 Parties is 1989.
 BIII - Annex B, Group III (Methyl Chloroform). Base for Article 5 parties is the average of 1998, 1999 and 2000. Base for non-Article 5 Parties is 1989.
 CI - Annex C, Group I (HCFCs). Base for Article 5 parties is the average of 2009 and 2010. Base consumption for non-Article 5 Parties is 1989 consumption of HCFCs plus 2.8% of 1989 consumption of CFCs. Base production for non-Article 5 Parties is Average of 1989 HCFC production + 2.8% of 1989 CFC production and 1989 HCFC consumption + 2.8% of 1989 CFC consumption.
 CII - Annex C, Group II (HBFCs). Phase-out requirement was from 1996.
 CIII - Annex C, Group III (Bromochloromethane). Phase-out requirement was from 2002.
 EI - Annex E, Group I (Methyl Bromide). Base for Article 5 parties is the average of 1995, 1996, 1997 and 1998. Base for non-Article 5 Parties is 1991.
 F - Annex F Hydrofluorocarbons (HFCs). Base for Article 5 Group 1 parties is the average HFC for 2020-2022 + 65% of HCFC baseline. Base for Article 5 parties- Group 2 is the average HFC for 2024-2026 + 65% of HCFC baseline. Base for non-Article 5 parties is the average HFC for 2011-2013 + 15% (25% for Belarus, Kazakhstan, the Russian Federation, Tajikistan and Uzbekistan) of HCFC baseline.

	PRODUCTION*			CONSUMPTION*			
	2023	Base	% Chng	2023	Base	% Chng	Per Cap. Cons.
Africa - 54 (Population**: 1,461,864)							
AI - Chlorofluorocarbons (CFCs)	0.0	542.3	-100	0.0	14,653.2	-100.00	0.0000
AII - Halons	0.0	0.0	-100	0.0	2,324.5	-100.00	0.0000
BI - Other Fully Halogenated CFCs	0.0	0.0	-100	0.0	2.0	-100.00	0.0000
BII - Carbon Tetrachloride (CTC)	0.0	0.0	-100	0.0	317.7	-100.00	0.0000
BIII - Methyl Chloroform (TCA)	0.0	0.0	-100	0.0	79.7	-100.00	0.0000
CI - Hydrochlorofluorocarbons (HCFCs)	0.00	0.00	-100	761.20	2,205.51	-65.49	0.0005
CII - Hydrobromofluorocarbons (HBFCs)	0.0	0.0	-100	0.0	0.0	-100.00	0.0000
CIII - Bromochloromethane (BCM)	0.0	0.0	-100	0.0	0.0	-100.00	0.0000
EI - Methyl Bromide (MB)	0.0	0.0	-100	0.0	2,683.5	-100.00	0.0000
Subtotal - Summation excludes Annex F	0.00	542.30	-100	761.20	22,266.11	-96.58	0.0005
F - Hydrofluorocarbons (HFCs)	0	0	-100	98,441,625	116,372,915	-15.41	67.3398
Asia-Pacific - 57 (Population**: 4,631,567)							
AI - Chlorofluorocarbons (CFCs)	-44.6	199,239.4	-100	-44.6	235,600.3	-100.00	0.0000
AII - Halons	0.0	73,378.8	-100	0.0	61,557.1	-100.00	0.0000
BI - Other Fully Halogenated CFCs	0.0	2,368.7	-100	0.0	2,372.7	-100.00	0.0000
BII - Carbon Tetrachloride (CTC)	116.7	65,504.6	-99.82	116.9	138,448.1	-99.92	0.0000
BIII - Methyl Chloroform (TCA)	0.0	15,756.9	-100	0.0	18,849.0	-100.00	0.0000
CI - Hydrochlorofluorocarbons (HCFCs)	13,136.83	37,660.50	-65.12	11,159.45	34,968.22	-68.09	0.0024
CII - Hydrobromofluorocarbons (HBFCs)	0.0	0.0	-100	0.0	0.0	-100.00	0.0000
CIII - Bromochloromethane (BCM)	0.0	0.0	-100	0.0	0.0	-100.00	0.0000
EI - Methyl Bromide (MB)	0.0	4,182.4	-100	0.0	6,147.5	-100.00	0.0000
Subtotal - Summation excludes Annex F	13,208.93	398,091.30	-96.68	11,231.75	497,942.92	-97.74	0.0024
F - Hydrofluorocarbons (HFCs)	1,562,893,843	1,915,688,503	-18.42	978,287,584	1,188,733,796	-17.70	211.2217
Eastern Europe - 23 (Population**: 331,172)							
AI - Chlorofluorocarbons (CFCs)	-14.2	107,273.6	-100	0.0	109,899.8	-100.00	0.0000
AII - Halons	0.0	27,800.0	-100	0.0	32,700.6	-100.00	0.0000
BI - Other Fully Halogenated CFCs	0.0	300.0	-100	0.0	312.1	-100.00	0.0000
BII - Carbon Tetrachloride (CTC)	0.0	124,414.0	-100	0.0	103,323.0	-100.00	0.0000
BIII - Methyl Chloroform (TCA)	0.0	357.2	-100	0.0	342.7	-100.00	0.0000
CI - Hydrochlorofluorocarbons (HCFCs)	12.83	4,714.30	-99.73	28.63	4,261.00	-99.33	0.0001
CII - Hydrobromofluorocarbons (HBFCs)	0.0	0.0	-100	0.0	0.0	-100.00	0.0000
CIII - Bromochloromethane (BCM)	0.0	0.0	-100	0.0	0.0	-100.00	0.0000
EI - Methyl Bromide (MB)	0.0	0.0	-100	0.0	47.5	-100.00	0.0000
Subtotal - Summation excludes Annex F	-1.37	264,859.10	-100	28.63	250,886.70	-99.99	0.0001
F - Hydrofluorocarbons (HFCs)	-683,585	16,302,785	-100	59,173,471	61,382,682	-3.60	178.6790
Latin America and the Caribbean - 33 (Population**: 651,641)							
AI - Chlorofluorocarbons (CFCs)	-0.7	28,756.7	-100	-0.7	30,647.7	-100.00	0.0000
AII - Halons	0.0	0.0	-100	0.0	570.0	-100.00	0.0000
BI - Other Fully Halogenated CFCs	0.0	0.0	-100	0.0	36.1	-100.00	0.0000
BII - Carbon Tetrachloride (CTC)	0.0	11,629.6	-100	0.0	1,823.1	-100.00	0.0000
BIII - Methyl Chloroform (TCA)	0.0	32.4	-100	0.0	174.1	-100.00	0.0000
CI - Hydrochlorofluorocarbons (HCFCs)	238.97	1,044.70	-77.13	1,032.83	3,732.89	-72.33	0.0016
CII - Hydrobromofluorocarbons (HBFCs)	0.0	0.0	-100	0.0	0.0	-100.00	0.0000
CIII - Bromochloromethane (BCM)	0.0	0.0	-100	0.0	0.0	-100.00	0.0000
EI - Methyl Bromide (MB)	0.0	0.0	-100	0.0	3,834.5	-100.00	0.0000
Subtotal - Summation excludes Annex F	238.27	41,463.40	-99.43	1,032.13	40,818.39	-97.47	0.0016
F - Hydrofluorocarbons (HFCs)	-968,509	22,343,370	-100	141,529,861	222,813,606	-36.48	217.1899
Western Europe and Others - 31 (Population**: 1,445,074)							
AI - Chlorofluorocarbons (CFCs)	-481.9	788,956.6	-100	-495.9	715,372.7	-100.00	0.0000
AII - Halons	-52.0	129,949.0	-100	-52.0	122,482.7	-100.00	0.0000
BI - Other Fully Halogenated CFCs	-130.2	676.0	-100	-130.2	666.2	-100.00	0.0000
BII - Carbon Tetrachloride (CTC)	-2,228.9	188,622.5	-100	449.0	77,483.9	-99.42	0.0003
BIII - Methyl Chloroform (TCA)	-31.1	53,524.1	-100	-31.1	43,102.1	-100.00	0.0000
CI - Hydrochlorofluorocarbons (HCFCs)	-31.43	30,755.20	-100	-40.15	27,549.07	-100.00	0.0000
CII - Hydrobromofluorocarbons (HBFCs)	-0.1	0.0	-100	-0.7	0.0	-100.00	0.0000
CIII - Bromochloromethane (BCM)	3.7	0.0	-100	-2.2	0.0	-100.00	0.0000
EI - Methyl Bromide (MB)	-53.6	36,225.0	-100	-40.5	30,460.8	-100.00	0.0000
Subtotal - Summation excludes Annex F	-3,005.53	1,228,708.40	-100	-343.75	1,017,117.47	-100.00	0.0000
F - Hydrofluorocarbons (HFCs)	168,364,782	485,811,380	-65.34	362,595,629	558,072,791	-35.03	250.9184

* Production and Consumption numbers are rounded to a uniform number of decimal places for each annex group. Display of zero consumption or production has been suppressed for annex groups that have been phased out (namely annex A, annex B, groups II and III of annex C, and annex E) to make it easier to view non-zero consumption.

** Population in thousands.

• % Chng = Percentage change of the annual figure when compared to the baseline.

• Per Cap. = Per capita consumption.

**Annex VIIa - Production, import and export of controlled substances - comparison of 2024 with baseline:
Summary for All parties (ODP/CO2-eq tonnes)**

Key

- AI - Annex A, Group I (CFCs). Base for Article 5 parties is the average of 1995, 1996 and 1997. Base for non-Article 5 Parties is 1986.
 AII - Annex A, Group II (Halons). Base for Article 5 parties is the average of 1995, 1996 and 1997. Base for non-Article 5 Parties is 1986.
 BI - Annex B, Group I (Other Halogenated CFCs). Base for Article 5 parties = average of 1998, 1999 and 2000. Base for non-Article 5 Parties is 1989.
 BII - Annex B, Group II (Carbon Tetrachloride). Base for Article 5 parties is the average of 1998, 1999 and 2000. Base for non-Article 5 Parties is 1989.
 BIII - Annex B, Group III (Methyl Chloroform). Base for Article 5 parties is the average of 1998, 1999 and 2000. Base for non-Article 5 Parties is 1989.
 CI - Annex C, Group I (HCFCs). Base for Article 5 parties is the average of 2009 and 2010. Base consumption for non-Article 5 Parties is 1989 consumption of HCFCs plus 2.8% of 1989 consumption of CFCs. Base production for non-Article 5 Parties is Average of 1989 HCFC production + 2.8% of 1989 CFC production and 1989 HCFC consumption + 2.8% of 1989 CFC consumption.
 CII - Annex C, Group II (HBFCs). Phase-out requirement was from 1996.
 CIII - Annex C, Group III (Bromochloromethane). Phase-out requirement was from 2002.
 EI - Annex E, Group I (Methyl Bromide). Base for Article 5 parties is the average of 1995, 1996, 1997 and 1998. Base for non-Article 5 Parties is 1991.
 F - Annex F Hydrofluorocarbons (HFCs). Base for Article 5 Group 1 parties is the average HFC for 2020–2022 + 65% of HCFC baseline. Base for Article 5 parties- Group 2 is the average HFC for 2024–2026 + 65% of HCFC baseline. Base for non-Article 5 parties is the average HFC for 2011–2013 + 15% (25% for Belarus, Kazakhstan, the Russian Federation, Tajikistan and Uzbekistan) of HCFC baseline.

	PRODUCTION*			IMPORTS*	EXPORTS*
	2024	Base	% Chng	2024	2024
All Parties - 112 (Population**: 3,665,212)					
AI - Chlorofluorocarbons (CFCs) (3 party(ies))	-262.6	542,790.9	-100	20.0	0.0
AII - Halons (1 party(ies))	-153.4	110,912.0	-100	1,801.3	0.0
BI - Other Fully Halogenated CFCs (1 party(ies))	0.0	2,703.0	-100	0.0	0.0
BII - Carbon Tetrachloride (CTC) (7 party(ies))	-61.4	222,910.3	-100	0.3	45,090.7
BIII - Methyl Chloroform (TCA) (4 party(ies))	3.8	30,203.3	-99.99	0.0	0.0
CI - Hydrochlorofluorocarbons (HCFCs) (83 party(ies))	277.53	20,288.10	-98.63	3,307.89	898.62
CII - Hydrobromofluorocarbons (HBFCs) (2 party(ies))	0.0		-100	0.2	0.5
CIII - Bromochloromethane (BCM) (3 party(ies))	-1.5		-100	118.6	0.0
EI - Methyl Bromide (MB) (20 party(ies))	0.0	5,923.1	-100	1,971.7	10.5
Subtotal - Summation excludes Annex F (85 party(ies))	-197.57	935,730.70	-100	7,219.84	46,000.37
F - Hydrofluorocarbons (HFCs) (83 party(ies))	10,812.672	151,116.066	-92.84	375,778.043	40,862.660
Article 5 Parties - 84 (Population**: 2,478,502)					
AI - Chlorofluorocarbons (CFCs) (0 party(ies))	0.0	29,702.3	-100	0.0	0.0
AII - Halons (0 party(ies))	0.0	0.0	-100	0.0	0.0
BI - Other Fully Halogenated CFCs (0 party(ies))	0.0	0.0	-100	0.0	0.0
BII - Carbon Tetrachloride (CTC) (1 party(ies))	0.0	12,914.8	-100	0.0	0.0
BIII - Methyl Chloroform (TCA) (0 party(ies))	0.0	40.1	-100	0.0	0.0
CI - Hydrochlorofluorocarbons (HCFCs) (76 party(ies))	297.89	1,072.30	-72.22	2,729.04	135.99
CII - Hydrobromofluorocarbons (HBFCs) (0 party(ies))	0.0		-100	0.0	0.0
CIII - Bromochloromethane (BCM) (1 party(ies))	0.0		-100	58.8	0.0
EI - Methyl Bromide (MB) (17 party(ies))	0.0	30.0	-100	1,504.3	5.0
Subtotal - Summation excludes Annex F (76 party(ies))	297.89	43,759.50	-99.32	4,292.15	141.03
F - Hydrofluorocarbons (HFCs) (73 party(ies))	650.437	23,445.690	-97.23	258,165.020	15,328.762
Non-Article 5 Parties - 28 (Population**: 1,186,710)					
AI - Chlorofluorocarbons (CFCs) (3 party(ies))	-262.6	513,088.6	-100	20.0	0.0
AII - Halons (1 party(ies))	-153.4	110,912.0	-100	1,801.3	0.0
BI - Other Fully Halogenated CFCs (1 party(ies))	0.0	2,703.0	-100	0.0	0.0
BII - Carbon Tetrachloride (CTC) (6 party(ies))	-61.4	209,995.5	-100	0.2	45,090.7
BIII - Methyl Chloroform (TCA) (4 party(ies))	3.8	30,163.2	-99.99	0.0	0.0
CI - Hydrochlorofluorocarbons (HCFCs) (7 party(ies))	-20.36	19,215.80	-100	578.86	762.63
CII - Hydrobromofluorocarbons (HBFCs) (2 party(ies))	0.0		-100	0.2	0.5
CIII - Bromochloromethane (BCM) (2 party(ies))	-1.5		-100	59.8	0.0
EI - Methyl Bromide (MB) (3 party(ies))	0.0	5,893.1	-100	467.4	5.5
Subtotal - Summation excludes Annex F (9 party(ies))	-495.46	891,971.20	-100	2,927.69	45,859.34
F - Hydrofluorocarbons (HFCs) (10 party(ies))	10,162.235	127,670.376	-92.04	117,613.023	25,533.898

* Production, imports and exports numbers are rounded to a uniform number of decimal places for each annex group. Display of zero consumption or production has been suppressed for annex groups that have been phased out (namely annex A, annex B, groups II and III of annex C, and annex E) to make it easier to view non-zero consumption.

** Population in thousands.

- % Chng = Percentage change of the annual figure when compared to the baseline.
- Per Cap. = Per capita consumption.

**Annex VIIb - Production, import and export of controlled substances - comparison of 2023 with baseline:
Summary for All parties (ODP/CO2-eq tonnes)**

Key

- AI - Annex A, Group I (CFCs). Base for Article 5 parties is the average of 1995, 1996 and 1997. Base for non-Article 5 Parties is 1986.
 AII - Annex A, Group II (Halons). Base for Article 5 parties is the average of 1995, 1996 and 1997. Base for non-Article 5 Parties is 1986.
 BI - Annex B, Group I (Other Halogenated CFCs). Base for Article 5 parties = average of 1998, 1999 and 2000. Base for non-Article 5 Parties is 1989.
 BII - Annex B, Group II (Carbon Tetrachloride). Base for Article 5 parties is the average of 1998, 1999 and 2000. Base for non-Article 5 Parties is 1989.
 BIII - Annex B, Group III (Methyl Chloroform). Base for Article 5 parties is the average of 1998, 1999 and 2000. Base for non-Article 5 Parties is 1989.
 CI - Annex C, Group I (HCFCs). Base for Article 5 parties is the average of 2009 and 2010. Base consumption for non-Article 5 Parties is 1989 consumption of HCFCs plus 2.8% of 1989 consumption of CFCs. Base production for non-Article 5 Parties is Average of 1989 HCFC production + 2.8% of 1989 CFC production and 1989 HCFC consumption + 2.8% of 1989 CFC consumption.
 CII - Annex C, Group II (HBFCs). Phase-out requirement was from 1996.
 CIII - Annex C, Group III (Bromochloromethane). Phase-out requirement was from 2002.
 EI - Annex E, Group I (Methyl Bromide). Base for Article 5 parties is the average of 1995, 1996, 1997 and 1998. Base for non-Article 5 Parties is 1991.
 F - Annex F Hydrofluorocarbons (HFCs). Base for Article 5 Group 1 parties is the average HFC for 2020-2022 + 65% of HCFC baseline. Base for Article 5 parties- Group 2 is the average HFC for 2024-2026 + 65% of HCFC baseline. Base for non-Article 5 parties is the average HFC for 2011-2013 + 15% (25% for Belarus, Kazakhstan, the Russian Federation, Tajikistan and Uzbekistan) of HCFC baseline.

	PRODUCTION*			IMPORTS*	EXPORTS*
	2023	Base	% Chng	2023	2023
All Parties - 198 (Population**: 8,521,318)					
AI - Chlorofluorocarbons (CFCs) (11 party/ies)	-541.4	1,124,768.6	-100	361.7	361.6
AII - Halons (2 party/ies)	-52.0	231,127.8	-100	2,800.0	3,000.0
BI - Other Fully Halogenated CFCs (2 party/ies)	-130.2	3,344.7	-100	0.0	0.0
BII - Carbon Tetrachloride (CTC) (16 party/ies)	-2,112.2	390,170.7	-100	24,526.1	57,578.3
BIII - Methyl Chloroform (TCA) (9 party/ies)	-31.1	69,670.6	-100	0.0	0.0
CI - Hydrochlorofluorocarbons (HCFCs) (148 party/ies)	13,357.20	74,174.70	-81.99	7,991.58	8,178.38
CII - Hydrobromofluorocarbons (HBFCs) (7 party/ies)	-0.1		-100	12.6	2.2
CIII - Bromochloromethane (BCM) (12 party/ies)	-3.7			101.7	105.8
EI - Methyl Bromide (MB) (46 party/ies)	-53.6	40,407.4	-100	2,890.5	2,703.6
Subtotal - Summation excludes Annex F (153 party/ies)	10,440.30	1,933,664.50	-99.46	38,684.26	71,929.88
F - Hydrofluorocarbons (HFCs) (147 party/ies)	1,729,606.531	2,440,146.038	-29.12	878,670.467	966,689,568
Article 5 Parties - 147 (Population**: 6,660,144)					
AI - Chlorofluorocarbons (CFCs) (2 party/ies)	-45.3	108,540.6	-100	1.6	361.6
AII - Halons (1 party/ies)	0.0	44,959.8	-100	0.0	3,000.0
BI - Other Fully Halogenated CFCs (0 party/ies)	0.0	26.7	-100	0.0	0.0
BII - Carbon Tetrachloride (CTC) (4 party/ies)	109.4	57,532.2	-99.81	925.1	1,485.0
BIII - Methyl Chloroform (TCA) (1 party/ies)	0.0	152.9	-100	0.0	0.0
CI - Hydrochlorofluorocarbons (HCFCs) (131 party/ies)	13,375.80	32,988.90	-59.45	5,290.50	7,831.97
CII - Hydrobromofluorocarbons (HBFCs) (4 party/ies)	0.0		-100	11.7	0.4
CIII - Bromochloromethane (BCM) (2 party/ies)	0.0		-100	55.6	0.0
EI - Methyl Bromide (MB) (34 party/ies)	0.0	806.3	-100	1,942.8	1,251.7
Subtotal - Summation excludes Annex F (131 party/ies)	13,439.90	245,007.40	-94.51	8,227.30	13,930.68
F - Hydrofluorocarbons (HFCs) (126 party/ies)	1,537,154.721	1,887,966.058	-18.58	564,801,218	881,550,841
Non-Article 5 Parties - 51 (Population**: 1,861,174)					
AI - Chlorofluorocarbons (CFCs) (9 party/ies)	-496.1	1,016,228.0	-100	360.1	0.0
AII - Halons (1 party/ies)	-52.0	186,168.0	-100	2,800.0	0.0
BI - Other Fully Halogenated CFCs (2 party/ies)	-130.2	3,318.0	-100	0.0	0.0
BII - Carbon Tetrachloride (CTC) (12 party/ies)	-2,221.6	332,638.5	-100	23,601.0	56,093.3
BIII - Methyl Chloroform (TCA) (8 party/ies)	-31.1	69,517.7	-100	0.0	0.0
CI - Hydrochlorofluorocarbons (HCFCs) (17 party/ies)	-18.60	41,185.80	-100	2,701.08	346.41
CII - Hydrobromofluorocarbons (HBFCs) (3 party/ies)	-0.1		-100	0.9	1.8
CIII - Bromochloromethane (BCM) (10 party/ies)	-3.7			46.1	105.8
EI - Methyl Bromide (MB) (12 party/ies)	-53.6	39,601.1	-100	947.8	1,451.9
Subtotal - Summation excludes Annex F (22 party/ies)	-2,999.60	1,688,657.10	-100	30,456.97	57,999.20
F - Hydrofluorocarbons (HFCs) (21 party/ies)	192,451,810	552,179,980	-65.15	313,869,249	85,138,727

* Production, imports and exports numbers are rounded to a uniform number of decimal places for each annex group. Display of zero consumption or production has been suppressed for annex groups that have been phased out (namely annex A, annex B, groups II and III of annex C, and annex E) to make it easier to view non-zero consumption.

** Population in thousands.

• % Chng = Percentage change of the annual figure when compared to the baseline.

• Per Cap. = Per capita consumption.

**Annex VIIIa - Import and Export of New and Recovered controlled substances in 2024:
Summary for All Parties (ODP/CO2-eq tonnes)**

Key

- AI - Annex A, Group I (CFCs). Base for Article 5 parties is the average of 1995, 1996 and 1997. Base for non-Article 5 Parties is 1986.
 AII - Annex A, Group II (Halons). Base for Article 5 parties is the average of 1995, 1996 and 1997. Base for non-Article 5 Parties is 1986.
 BI - Annex B, Group I (Other Halogenated CFCs). Base for Article 5 parties = average of 1998, 1999 and 2000. Base for non-Article 5 Parties is 1989.
 BII - Annex B, Group II (Carbon Tetrachloride). Base for Article 5 parties is the average of 1998, 1999 and 2000. Base for non-Article 5 Parties is 1989.
 BIII - Annex B, Group III (Methyl Chloroform). Base for Article 5 parties is the average of 1998, 1999 and 2000. Base for non-Article 5 Parties is 1989.
 CI - Annex C, Group I (HCFCs). Base for Article 5 parties is the average of 2009 and 2010. Base consumption for non-Article 5 Parties is 1989 consumption of HCFCs plus 2.8% of 1989 consumption of CFCs. Base production for non-Article 5 Parties is Average of 1989 HCFC production + 2.8% of 1989 CFC production and 1989 HCFC consumption + 2.8% of 1989 CFC consumption.
 CII - Annex C, Group II (HBFCs). Phase-out requirement was from 1996.
 CIII - Annex C, Group III (Bromochloromethane). Phase-out requirement was from 2002.
 EI - Annex E, Group I (Methyl Bromide). Base for Article 5 parties is the average of 1995, 1996, 1997 and 1998. Base for non-Article 5 Parties is 1991.
 F - Annex F Hydrofluorocarbons (HFCs). Base for Article 5 Group 1 parties is the average HFC for 2020-2022 + 65% of HCFC baseline. Base for Article 5 parties- Group 2 is the average HFC for 2024-2026 + 65% of HCFC baseline. Base for non-Article 5 parties is the average HFC for 2011-2013 + 15% (25% for Belarus, Kazakhstan, the Russian Federation, Tajikistan and Uzbekistan) of HCFC baseline.

	IMPORTS*		EXPORTS*	
	New	Recovered	New	Recovered
All Parties - 112 (Population**: 3,665,212)				
AI - Chlorofluorocarbons (CFCs) (5 party(ies))	20.0	45.3	0.0	17.1
AII - Halons (5 party(ies))	1,801.3	448.8	0.0	388.3
BI - Other Fully Halogenated CFCs (1 party(ies))	0.0	0.0	0.0	0.0
BII - Carbon Tetrachloride (CTC) (7 party(ies))	0.3	0.0	45,090.7	0.0
BIII - Methyl Chloroform (TCA) (3 party(ies))	0.0	0.0	0.0	0.0
CI - Hydrochlorofluorocarbons (HCFCs) (84 party(ies))	3,307.89	0.62	898.62	29.51
CII - Hydrobromofluorocarbons (HBFCs) (2 party(ies))	0.2	0.0	0.5	0.0
CIII - Bromochloromethane (BCM) (3 party(ies))	118.6	0.0	0.0	0.0
EI - Methyl Bromide (MB) (20 party(ies))	1,971.7	0.0	10.5	0.0
Subtotal - Summation excludes Annex F (86 party(ies))	7,219.84	494.76	46,000.37	434.85
F - Hydrofluorocarbons (HFCs) (81 party(ies))	375,778,043	290,444	40,862,660	2,010,747
Article 5 Parties - 84 (Population**: 2,478,502)				
AI - Chlorofluorocarbons (CFCs) (0 party(ies))	0.0	0.0	0.0	0.0
AII - Halons (3 party(ies))	0.0	145.7	0.0	5.4
BI - Other Fully Halogenated CFCs (0 party(ies))	0.0	0.0	0.0	0.0
BII - Carbon Tetrachloride (CTC) (1 party(ies))	0.0	0.0	0.0	0.0
BIII - Methyl Chloroform (TCA) (0 party(ies))	0.0	0.0	0.0	0.0
CI - Hydrochlorofluorocarbons (HCFCs) (76 party(ies))	2,729.04	0.00	135.99	0.00
CII - Hydrobromofluorocarbons (HBFCs) (0 party(ies))	0.0	0.0	0.0	0.0
CIII - Bromochloromethane (BCM) (1 party(ies))	58.8	0.0	0.0	0.0
EI - Methyl Bromide (MB) (17 party(ies))	1,504.3	0.0	5.0	0.0
Subtotal - Summation excludes Annex F (76 party(ies))	4,292.15	145.66	141.03	5.40
F - Hydrofluorocarbons (HFCs) (72 party(ies))	258,165,020	0	15,328,762	0
Non-Article 5 Parties - 28 (Population**: 1,186,710)				
AI - Chlorofluorocarbons (CFCs) (5 party(ies))	20.0	45.3	0.0	17.1
AII - Halons (2 party(ies))	1,801.3	303.1	0.0	382.9
BI - Other Fully Halogenated CFCs (1 party(ies))	0.0	0.0	0.0	0.0
BII - Carbon Tetrachloride (CTC) (6 party(ies))	0.2	0.0	45,090.7	0.0
BIII - Methyl Chloroform (TCA) (3 party(ies))	0.0	0.0	0.0	0.0
CI - Hydrochlorofluorocarbons (HCFCs) (8 party(ies))	578.86	0.62	762.63	29.51
CII - Hydrobromofluorocarbons (HBFCs) (2 party(ies))	0.2	0.0	0.5	0.0
CIII - Bromochloromethane (BCM) (2 party(ies))	59.8	0.0	0.0	0.0
EI - Methyl Bromide (MB) (3 party(ies))	467.4	0.0	5.5	0.0
Subtotal - Summation excludes Annex F (10 party(ies))	2,927.69	349.11	45,859.34	429.45
F - Hydrofluorocarbons (HFCs) (9 party(ies))	117,613,023	290,444	25,533,898	2,010,747

*Imports and exports numbers are rounded to a uniform number of decimal places for each annex group. Display of zero consumption or production has been suppressed for annex groups that have been phased out (namely annex A, annex B, groups II and III of annex C, and annex E) to make it easier to view non-zero consumption.

** Population in thousands.

**Annex VIIIb - Import and Export of New and Recovered controlled substances in 2023:
Summary for All Parties (ODP/CO2-eq tonnes)**

Key

- AI - Annex A, Group I (CFCs). Base for Article 5 parties is the average of 1995, 1996 and 1997. Base for non-Article 5 Parties is 1986.
 AII - Annex A, Group II (Halons). Base for Article 5 parties is the average of 1995, 1996 and 1997. Base for non-Article 5 Parties is 1986.
 BI - Annex B, Group I (Other Halogenated CFCs). Base for Article 5 parties = average of 1998, 1999 and 2000. Base for non-Article 5 Parties is 1989.
 BII - Annex B, Group II (Carbon Tetrachloride). Base for Article 5 parties is the average of 1998, 1999 and 2000. Base for non-Article 5 Parties is 1989.
 BIII - Annex B, Group III (Methyl Chloroform). Base for Article 5 parties is the average of 1998, 1999 and 2000. Base for non-Article 5 Parties is 1989.
 CI - Annex C, Group I (HCFCs). Base for Article 5 parties is the average of 2009 and 2010. Base consumption for non-Article 5 Parties is 1989 consumption of HCFCs plus 2.8% of 1989 consumption of CFCs. Base production for non-Article 5 Parties is Average of 1989 HCFC production + 2.8% of 1989 CFC production and 1989 HCFC consumption + 2.8% of 1989 CFC consumption.
 CII - Annex C, Group II (HBFCs). Phase-out requirement was from 1996.
 CIII - Annex C, Group III (Bromochloromethane). Phase-out requirement was from 2002.
 EI - Annex E, Group I (Methyl Bromide). Base for Article 5 parties is the average of 1995, 1996, 1997 and 1998. Base for non-Article 5 Parties is 1991.
 F - Annex F Hydrofluorocarbons (HFCs). Base for Article 5 Group 1 parties is the average HFC for 2020-2022 + 65% of HCFC baseline. Base for Article 5 parties- Group 2 is the average HFC for 2024-2026 + 65% of HCFC baseline. Base for non-Article 5 parties is the average HFC for 2011-2013 + 15% (25% for Belarus, Kazakhstan, the Russian Federation, Tajikistan and Uzbekistan) of HCFC baseline.

	IMPORTS*		EXPORTS*	
	New	Recovered	New	Recovered
All Parties - 198 (Population**: 8,521,318)				
AI - Chlorofluorocarbons (CFCs) (14 party/ies)	361.7	40.7	361.6	40.1
AII - Halons (15 party/ies)	2,800.0	1,614.5	3,000.0	1,496.9
BI - Other Fully Halogenated CFCs (2 party/ies)	0.0	0.0	0.0	0.0
BII - Carbon Tetrachloride (CTC) (15 party/ies)	24,526.1	0.0	57,578.3	0.0
BIII - Methyl Chloroform (TCA) (8 party/ies)	0.0	0.0	0.0	0.0
CI - Hydrochlorofluorocarbons (HCFCs) (151 party/ies)	7,991.58	8.84	8,178.38	14.68
CII - Hydrobromofluorocarbons (HBFCs) (7 party/ies)	12.6	0.0	2.2	0.0
CIII - Bromochloromethane (BCM) (11 party/ies)	101.7	0.0	105.8	0.0
EI - Methyl Bromide (MB) (46 party/ies)	2,890.5	0.0	2,703.6	0.0
Subtotal - Summation excludes Annex F (154 party/ies)	38,684.26	1,664.09	71,929.88	1,551.69
F - Hydrofluorocarbons (HFCs) (144 party/ies)	878,670,467	857,371	966,689,568	2,473,648
Article 5 Parties - 147 (Population**: 6,660,144)				
AI - Chlorofluorocarbons (CFCs) (3 party/ies)	1.6	0.0	361.6	14.0
AII - Halons (10 party/ies)	0.0	267.0	3,000.0	431.2
BI - Other Fully Halogenated CFCs (0 party/ies)	0.0	0.0	0.0	0.0
BII - Carbon Tetrachloride (CTC) (3 party/ies)	925.1	0.0	1,485.0	0.0
BIII - Methyl Chloroform (TCA) (1 party/ies)	0.0	0.0	0.0	0.0
CI - Hydrochlorofluorocarbons (HCFCs) (131 party/ies)	5,290.50	2.14	7,831.97	3.86
CII - Hydrobromofluorocarbons (HBFCs) (4 party/ies)	11.7	0.0	0.4	0.0
CIII - Bromochloromethane (BCM) (2 party/ies)	55.6	0.0	0.0	0.0
EI - Methyl Bromide (MB) (34 party/ies)	1,942.8	0.0	1,251.7	0.0
Subtotal - Summation excludes Annex F (131 party/ies)	8,227.30	269.12	13,930.68	449.04
F - Hydrofluorocarbons (HFCs) (125 party/ies)	564,801,218	0	881,550,841	62,876
Non-Article 5 Parties - 51 (Population**: 1,861,174)				
AI - Chlorofluorocarbons (CFCs) (11 party/ies)	360.1	40.7	0.0	26.1
AII - Halons (5 party/ies)	2,800.0	1,347.6	0.0	1,065.7
BI - Other Fully Halogenated CFCs (2 party/ies)	0.0	0.0	0.0	0.0
BII - Carbon Tetrachloride (CTC) (12 party/ies)	23,601.0	0.0	56,093.3	0.0
BIII - Methyl Chloroform (TCA) (7 party/ies)	0.0	0.0	0.0	0.0
CI - Hydrochlorofluorocarbons (HCFCs) (20 party/ies)	2,701.08	6.69	346.41	10.82
CII - Hydrobromofluorocarbons (HBFCs) (3 party/ies)	0.9	0.0	1.8	0.0
CIII - Bromochloromethane (BCM) (9 party/ies)	46.1	0.0	105.8	0.0
EI - Methyl Bromide (MB) (12 party/ies)	947.8	0.0	1,451.9	0.0
Subtotal - Summation excludes Annex F (23 party/ies)	30,456.97	1,394.98	57,999.20	1,102.65
F - Hydrofluorocarbons (HFCs) (19 party/ies)	313,869,249	857,371	85,138,727	2,410,772

*Imports and exports numbers are rounded to a uniform number of decimal places for each annex group. Display of zero consumption or production has been suppressed for annex groups that have been phased out (namely annex A, annex B, groups II and III of annex C, and annex E) to make it easier to view non-zero consumption.

** Population in thousands.

Annex IXa - Recovered ODSs Imported and Exported by the Parties in 2024 (tonnes)

Substance Name	Annex Group	Recovered Import	Recovered Export
Article 5 Parties			
Brazil			
HALON-1211	All	3.202	0.000002
HALON-1301	All	10.583	0.54
Sub-total 2024 Brazil		13.785	0.540002
Philippines			
HALON-1211	All	0.20641	
HALON-1301	All	2.9	
Sub-total 2024 Philippines		3.10641	
Trinidad and Tobago			
HALON-1301	All	0.06	
Sub-total 2024 Article 5 Parties		16.95141	0.540002
Non-Article 5 Parties			
Australia			
CFC-115	AI	0.127	
CFC-12	AI	2.3	
HCFC-22	CI	4.557	
HFC-125	F	17.418	
HFC-134a	F	9.114	
HFC-152a	F	2.811	
HFC-32	F	5.409	
Sub-total 2024 Australia		41.736	
Canada			
CFC-11	AI	0.000795	8.33293
CFC-113	AI	0.000003	0.41564
CFC-114	AI		0.18848
CFC-115	AI	0.000017	1.94127
CFC-12	AI	0.00037	5.14157
HCFC-123	CI	0.000005	2.11896
HCFC-124	CI		1.32915
HCFC-141B	CI	0.00166	16.45
HCFC-142B	CI		0.40757
HCFC-22	CI	0.000965	65.39588
HFC-125	F	0.000037	39.57081
HFC-134a	F	0.000146	30.3767296
HFC-143a	F	0.000005	8.2969
HFC-152a	F		0.26865
HFC-245fa	F	0.000634	6.24
HFC-32	F	0.000038	27.4116824
Sub-total 2024 Canada		0.004675	213.886222
European Union			
CFC-11	AI	0.137	
CFC-115	AI	0.08	
CFC-12	AI	42.782	
HALON-1211	All	4.312	33.844
HALON-1301	All	28.829	24.616
HALON-2402	All	0.251	
HCFC-123	CI	0.025	
HCFC-124	CI	0.074	
HCFC-141B	CI	0.009	
HCFC-142B	CI	0.015	
HCFC-22	CI	6.551	86.04
HFC-125	F	5.8402	
HFC-134a	F	1.893	
HFC-143a	F	0.282	
HFC-32	F	28.605	
Sub-total 2024 European Union		119.6852	144.5
Holy See			
HFC-125	F	0.005	
HFC-143a	F	0.005	
Sub-total 2024 Holy See		0.01	
Japan			
HCFC-123	CI		24.11143
HCFC-133	CI		3.00E-07
HCFC-22	CI		335.49189
HFC-125	F	40.405	369.6381
HFC-134a	F		0.5676
HFC-143a	F		7.3788
HFC-32	F	40.405	363.3945

Sub-total 2024 Japan		80.81	1100.58232
Norway			
CFC-113	AI		0.008
CFC-115	AI		0.084
CFC-12	AI		1.849
HALON-1211	AII	0.052	2.101
HALON-1301	AII	0.026	2.796
HALON-2402	AII		0.153
HCFC-124	CI		0.052
HCFC-142B	CI		0.004
HCFC-22	CI		6.135
HFC-125	F		21.521
HFC-134a	F		7.83
HFC-143a	F		17.906
HFC-152a	F		0.024
HFC-227ea	F		4.833
HFC-23	F		0.016
HFC-32	F		17.153
Sub-total 2024 Norway		0.078	82.465
Sub-total 2024 Non-Article 5 Parties		242.323875	1541.433542
Total 2024 All Parties		259.275285	1541.973544

Annex IXb - Recovered ODSs Imported and Exported by the Parties in 2023 (tonnes)

Substance Name	Annex Group	Recovered Import	Recovered Export
Article 5 Parties			
Brazil			
HALON-1211	All	3.442	
HALON-1301	All	8.653	1.1
Sub-total 2023 Brazil		12.095	1.1
Chile			
CFC-115	All		0.010088
CFC-12	All		4.54624
Sub-total 2023 Chile			4.556328
China			
HALON-1301	All		0.010896
HCFC-22	Cl		7.83
Sub-total 2023 China			7.840896
India			
HALON-1211	All	6.154	
HALON-1301	All	5.08	
HALON-2402	All		5.028
Sub-total 2023 India		11.234	5.028
Malaysia			
HALON-1301	All	0.3	
Philippines			
HALON-1211	All	0.175	
HALON-1301	All	0.942	
Sub-total 2023 Philippines		1.117	
Qatar			
HALON-1301	All		13.9935
Republic of Korea			
CFC-12	All		9.41
HALON-1301	All		25
HFC-125	F		15.06
HFC-32	F		15.06
Sub-total 2023 Republic of Korea			64.53
Singapore			
HALON-1211	All	0.5	
HALON-1301	All	1	
HCFC-22	Cl	38.99	62.42
Sub-total 2023 Singapore		40.49	62.42
Trinidad and Tobago			
HALON-1301	All	0.45	
Türkiye			
HALON-1301	All	7	
HALON-2402	All	0.318	
Sub-total 2023 Türkiye		7.318	
Sub-total 2023 Article 5 Parties		73.004	159.468724
Non-Article 5 Parties			
Australia			
CFC-11	All	0.019	
CFC-115	All	0.0599	
CFC-12	All	2.314	
HCFC-123	Cl	0.0191	
HCFC-124	Cl	0.0198	
HCFC-142B	Cl	0.0198	
HCFC-22	Cl	4.609	
HFC-125	F	24.098	8.55
HFC-134a	F	8.21	
HFC-143a	F	2.314	
HFC-23	F	0.0204	
HFC-32	F	15.6958	8.55
Sub-total 2023 Australia		57.3988	17.1
Canada			
CFC-11	All	0.0001302	13.85878679
CFC-113	All		0.166668746
CFC-114	All		0.09003
CFC-115	All	0.0000048	1.860803857
CFC-12	All	0.0005922	6.982739808

HCFC-123	CJ	0.0000016	4.084148162
HCFC-124	CJ	0.0000032	0.774682571
HCFC-133	CJ		0.667724094
HCFC-141B	CJ	0.0001143	8.559990236
HCFC-142B	CJ	0.0000016	0.511101286
HCFC-21	CJ		0.657
HCFC-22	CJ	0.350508	57.20226748
HFC-125	F	0.0000254	46.50603463
HFC-134a	F	0.0004069	37.4731867
HFC-143	F	0.0000016	0.008811286
HFC-143a	F		9.821718
HFC-152a	F		0.01
HFC-245fa	F	0.000136	
HFC-32	F	0.0000349	30.02616635
Sub-total 2023 Canada		0.3519607	219.26186
European Union			
Carbon Tetrachloride	BII		0.0000002
CFC-11	AI	5.884	
CFC-115	AI	0.032	
CFC-12	AI	2.09	
HALON-1211	AII	25.396	18.289
HALON-1301	AII	23.356	12.645
HALON-2402	AII	0.322	
HCFC-123	CJ	0.012	
HCFC-124	CJ	0.036	
HCFC-141B	CJ	0.491	
HCFC-142B	CJ	0.051	
HCFC-22	CJ	5.213	14.02
Sub-total 2023 European Union		62.883	44.954002
Holy See			
HFC-125	F	0.0445	
HFC-143a	F	0.0445	
Sub-total 2023 Holy See		0.089	
Israel			
HALON-1301	AII	1.144	
HCFC-123	CJ	49.06	
HCFC-22	CJ	28.424	
Sub-total 2023 Israel		78.628	
Japan			
HCFC-22	CJ		39.0181
HFC-125	F	34.37	438.1565
HFC-23	F	7.49665	
HFC-32	F	34.37	438.1565
HFC-41	F	0.37153	
HFC-43-10mee	F	6.6703	6.6703
Sub-total 2023 Japan		83.27848	922.0014
Liechtenstein			
HFC-125	F	0.0065	0.013
HFC-143a	F	0.0065	
HFC-23	F	0.002	
HFC-32	F		0.013
Sub-total 2023 Liechtenstein		0.015	0.026
Monaco			
HCFC-22	CJ		0.009
HFC-125	F		0.04453
HFC-134a	F		0.17532
HFC-143a	F		0.00624
HFC-32	F		0.04491
Sub-total 2023 Monaco			0.28
New Zealand			
CFC-11	AI		0.0191
CFC-115	AI		0.06
CFC-12	AI		2.31
HCFC-123	CJ		0.1911
HCFC-124	CJ		0.02
HCFC-142B	CJ		0.02
HCFC-22	CJ		4.7
HFC-125	F		15.54176
HFC-134a	F		0.30078
HFC-143a	F		3.366
HFC-236fa	F		0.81
HFC-32	F		0.35564

Sub-total 2023 New Zealand		27.69438
Norway		
CFC-113	AI	0.009
CFC-115	AI	0.065
CFC-12	AI	1.512
HALON-1211	All	0.021
HALON-1301	All	0.034
HCFC-124	CI	0.038
HCFC-142	CI	0.002
HCFC-22	CI	6.88
HFC-125	F	22.994
HFC-134a	F	17.645
HFC-143a	F	8.918
HFC-152a	F	0.02
HFC-227ea	F	2.715
HFC-23	F	0.023
HFC-32	F	14.957
Sub-total 2023 Norway		0.055 75.84
Switzerland		
HFC-125	F	6.88041505 2.6268
HFC-134a	F	0.43432745
HFC-143a	F	5.6175511
HFC-23	F	0.41292525
HFC-32	F	1.7109025 2.6268
Sub-total 2023 Switzerland		15.05612135 5.2536
United Kingdom of Great Britain and Northern Ireland		
HALON-1301	All	6.552 8.51
HCFC-22	CI	54
Sub-total 2023 United Kingdom of Great Britain and Northern Ireland		6.552 62.51
United States of America		
CFC-11	AI	12.68
CFC-113	AI	0.13
CFC-114	AI	0.09
CFC-115	AI	1.74
CFC-12	AI	16.44
HALON-1211	All	7.44 1.36
HALON-1301	All	93.62 79.03
HALON-2402	All	0.73
HCFC-123	CI	1.99
HCFC-124	CI	0.78
HCFC-133a	CI	0.12
HCFC-141B	CI	3.48
HCFC-142B	CI	0.31
HCFC-21	CI	0.64
HCFC-22	CI	55.23
HFC-125	F	71.96
HFC-134a	F	35.02
HFC-143a	F	8.62
HFC-152a	F	0.03
HFC-227ea	F	2.88
HFC-236fa	F	2.5
HFC-245fa	F	4.12
HFC-32	F	57.18
Sub-total 2023 United States of America		377 81.12
Sub-total 2023 Non-Article 5 Parties		681.3073621 1456.041242
Total 2023 All Parties		754.3113621 1615.509966

Annex Xa: Reported Consumption of controlled substances for Laboratory uses (tonnes)

Annex Year	2009 tonnes	2010 tonnes	2011 tonnes	2012 tonnes	2013 tonnes	2014 tonnes	2015 tonnes	2016 tonnes	2017 tonnes	2018 tonnes	2019 tonnes	2020 tonnes	2021 tonnes	2022 tonnes	2023 tonnes
AI	13.61534	35.15292	15.95333	13.54982	8.94287	11.52456	7.469573	3.924015	3.106801	0.127489	0.022396	0.149502	0.018795	0.001977	0.027382
AII		0.20003	0.006	0.02	0.014	0.006	0.02	0.031	0.0502	8.5E-05	0.012028	0.000106		0.0001	
BI		0.002		0.002	0.01	6E-10	0.01			4E-07	0.002	0.002		3E-09	0.00021
BII	115.6065	313.9764	260.8371	204.4828	222.0657	214.4778	138.4999	151.7599	159.3053	165.5694	157.4663	124.2218	139.102	107.2719	107.1525
BIII	0.56296	0.024044	0.021004	0.003008	0.378	0.001011	0.002013	0.003022	0.00302	0.054026	0.018037	0.190038	0.000275	4.36E-05	4.24E-05
CI	0.051	0.00752	0.00805	0.00425	0.74841	0.059251	0.056209	0.019013	0.00228	0.012	0.015037	0.069031	0.027153	9.281858	0.176155
CII		0.001		0.001	0.024	0.005	0.022	0.011	0.2018	0.003	0.002	0.011	0.001115	0.000101	3.08E-05
CIII	0.0065		0.001	0.00299	0.006974	0.00198	0.002994	0.006956	0.003001	0.013111	0.01393	0.043008	0.003983	0.001093	4.96E-06
EI	0.011387	0.000201	0.017	0.00335	0.00796	0.01831	0.0239	0.00835	0.00428	0.104	0.04666	0.07927	0.00521	0.015282	0.025642
F													0.0085	0.01	0.02
Total	129.8537	349.3642	276.8435	218.0692	232.1979	226.0939	146.1066	155.7633	162.6767	165.8831	157.5984	124.7658	139.167	116.5823	107.402

NB: Consumption for laboratory uses is the sum of production for laboratory uses within the producing party and imports for laboratory uses within the importing party

Annex Xb: Reported Production of controlled substances for Laboratory uses (tonnes)

Annex Year	2009 tonnes	2010 tonnes	2011 tonnes	2012 tonnes	2013 tonnes	2014 tonnes	2015 tonnes	2016 tonnes	2017 tonnes	2018 tonnes	2019 tonnes	2020 tonnes	2021 tonnes	2022 tonnes	2023 tonnes
AI		11.2			4.415	1.755	3.438		2.975						
AII					0.002	0.005	0.02	0.03			0.012				
BI					0.01		0.01								0.00021
BII	111.665	311.6903	257.74	202.7	219.645	213.15	137.3	150.9	158.9	165	156.87	123.59	138.59	106.63	106.55
BIII	0.52				0.001										
CI					0.727	0.056	0.02							0.00021	
CII					0.022	0.005	0.02								
EI		0.0002			0.00351	0.01506	0.021	0.005			0.03066	0.02327	0.0052	0.01527	0.02564
														0.01	0.02
Total	112.185	322.8905	257.74	202.7	224.8255	214.9861	140.829	150.935	161.875	165	156.9127	123.6133	138.5952	106.6555	106.5959

NB: Production for laboratory uses is for use within the producing party and therefore contributes to the total consumption by that party.

Annex XI: Consolidated record of cases of excess production or consumption attributable to stockpiling in accordance with decisions XVIII/17 and XXII/20 – Last updated September 2025

<i>Year</i>	<i>Party</i>	<i>Annex group</i>	<i>Deviation due to stockpiling ODP-tonnes</i>	<i>Expected use for the stockpile resulting in deviation</i>
2024	European Union	B/II	4.6	Destruction: Unintentional by-production
	France	B/II	3.8	Destruction: Unintentional by-production
2023	European Union	B/II	2 058.6	Destruction: Unintentional by-production
		B/III	0.6	Destruction: Unintentional by-production
	Israel	C/III	3.5	Domestic feedstock use or export for feedstock in future years
	France	B/II	46.4	Destruction: Unintentional by-production
	Germany	C/III	0.2	Destruction: Unintentional by-production
	Spain	B/III	0.8	Destruction: Unintentional by-production
2022	European Union	B/III	0.2	Destruction: Unintentional by-production
	Israel	C/III	3.9	Export for feedstock in future years
		EI	76.7	Export for feedstock or QPS uses in future years
	Spain	B/III	0.6	Destruction: Unintentional by-production
	United Kingdom	A/I	2.7	Destruction: Unintentional by-production
2021	Belgium	B/II	1.9	Destruction: Unintentional by-production
	European Union	B/II	2,446.3	Destruction: Unintentional by-production
	France	B/II	170.9	Export for feedstock in future years and some unintentional by-production to be destroyed.
		C/III	5.3	Export for feedstock in future years
	Israel	E/I	247.4	Export for feedstock or QPS uses in future years
2020	Belgium	B/II	157.2	Destruction: Unintentional by-production
	Germany	B/II	902.5	Destruction: Unintentional by-production
	Israel	C/III	1.7	Export for feedstock in future years
	Netherlands	B/II	913.4	Destruction: Unintentional by-production
	Spain	B/II	255.6	Destruction: Unintentional by-production
		B/III	0.6	
2019	Belgium	B/II	180.9	Destruction: Unintentional by-production
	European Union	B/II	1,008.7	Export for feedstock uses and destruction (unintentional by-production)
		B/II	2,702.9	Destruction: Unintentional by-production
	Netherlands	F	3,871,011	Destruction: Unintentional by-production
	Spain	B/II	327.6	Destruction: Unintentional by-production
		B/III	0.6	
2018	Germany	B/II	3,172.1	Destruction: Unintentional by-production
	Israel	C/III	16	Export for feedstock in future years
2017	Czech Republic	B/II	53.7	Destruction: Unintentional by-production
	Israel	E/I	70.3	Feedstock uses or for export for feedstock
	Russian Federation	A/I	4	Feedstock use in future years (used in 2018)
2016	Israel	E/I	245.2	Feedstock uses or for export for feedstock
	USA	C/II	0.7	Destruction
		E/I	18.2	Exports for Critical Uses
2015	Czech Republic	B/II	78.0	Destruction: Unintentional by-production
	European Union	B/II	91.0	Destruction: Unintentional by-production
2014	France	B/II	29.6	Destruction: Unintentional by-production
	Israel	C/III	17.3	Export for feedstock in future years
2013	European Union	C/II	0.2	Feedstock use in future years
	France	B/II	131.7	Destruction: Unintentional by-production.
	Israel	C/III	3.5	Export for feedstock in future years
		E/I	659.5	Export for basic domestic needs of Article 5 parties - to be exported in 2014
	USA	E/I	15.4	Exports for Critical Uses
2012	European Union	B/II	1,075.3	Unintentional production - to be Destroyed in future years
			786.5	Production for feedstock - for export in future years.
	France	B/II	1,940.1	Destruction: Unintentional by-production.

<i>Year</i>	<i>Party</i>	<i>Annex group</i>	<i>Deviation due to stockpiling ODP-tonnes</i>	<i>Expected use for the stockpile resulting in deviation</i>
2024	European Union	B/II	4.6	Destruction: Unintentional by-production
	France	B/II	3.8	Destruction: Unintentional by-production
2023	European Union	B/II	2 058.6	Destruction: Unintentional by-production
		B/III	0.6	Destruction: Unintentional by-production
	Israel	C/III	3.5	Domestic feedstock use or export for feedstock in future years
	France	B/II	46.4	Destruction: Unintentional by-production
	Germany	C/III	0.2	Destruction: Unintentional by-production
	Spain	B/III	0.8	Destruction: Unintentional by-production
	Israel	E/I	649.4	Export for basic domestic needs of Article 5 parties - to be exported in 2013
	United States of America	E/I	5.8	Exports for Critical Uses
2011	Germany	B/II	1,677.5	Destruction: Unintentional by-production.
	Israel	C/III	14	Export for feedstock – was exported in 2012
	United States of America	E/I	166.2	BDN 153.8 ODP-t and Export for critical uses 12.4 ODP t
2010	India	A/I	24.4	Destruction
	Israel	E/I	13.8	Feedstock
	United States of America	E/I	16.5	Export for critical uses - was exported in 2011
445.9			Export for basic domestic needs of Article 5 parties	
2009	Israel	E/I	284.2	Operational reserve. Was included in 2010 exports
	United Kingdom	C/II	1.2	Export for feedstock in future years
2008	European Union	C/II	0.4	Feedstock uses or for export for feedstock
		E/I	90.7	Exported in subsequent years.
2007	China	B/I	0.1	Export for basic domestic needs of Article 5 parties
	Romania	B/II	34.6	Destruction
	United Kingdom	B/II	1,901.9	Destruction/feedstock uses or for export for feedstock
	United States	C/II	2.7	Destruction
		E/I	17.5	Export for basic domestic needs of Article 5 parties
2006	Czech Republic	B/II	67.4	Destruction
	India	A/I	219.8	Export for basic domestic needs of Article 5 parties
	Spain	B/II	136.4	Destruction
	United Kingdom	B/II	2,214.3	Destruction or feedstock uses or for export for feedstock
	Venezuela (Bolivarian Republic of)	A/I	985.1	Export for basic domestic needs of Article 5 parties
2005	Venezuela (Bolivarian Republic of)	A/I	190.0	Feedstock uses or for export for feedstock
2004	Netherlands	B/I	2.0	Destruction
	United States	B/III	0.5	Export for basic domestic needs of Article 5 parties
		E/I	1,986.2	
2003	Czech Republic	B/II	94.6	Destruction
	Germany	A/I	118.8	Feedstock uses or for export for feedstock
	Russian Federation	B/II	40.4	Feedstock uses or for export for feedstock
	United States	B/III	1.6	Export for basic domestic needs of Article 5 parties
2002	Czech Republic	B/II	132.0	Destruction
	Netherlands	B/I	3.0	Destruction or feedstock uses or for export for feedstock
2001	United States	B/II	812.9	Export for basic domestic needs of Article 5 parties
		B/III	3.5	
2000	France	B/II	426.8	Export for basic domestic needs of Article 5 parties
	United States	A/I	0.8	Export for basic domestic needs of Article 5 parties
		B/III	287.8	
1999	Germany	A/I	99.8	Feedstock uses or for export for feedstock
	United States	A/I	0.8	Export for basic domestic needs of Article 5 parties
		B/III	241.2	

Note:

- Some of these explanations were derived from the data reports submitted by the parties concerned in accordance with Article 7 of the Protocol and recorded in the annual data report of the Ozone Secretariat to the Meeting of the Parties.
- The quantities are rounded to one decimal place.

Annex XII: Reported production of phased-out substances (tonnes)

Year	Substances	Annex group	Number of parties reporting	Total production for all uses and for exports (tonnes)	Production for own feedstock uses (tonnes)	Production for own essential or critical uses (tonnes)	Exported for feedstock uses (tonnes)	Exported for essential or critical uses of other parties (tonnes)	Amounts destroyed by the producers (tonnes)	Production for quarantine and pre-shipment uses (tonnes)
2023	Chlorofluorocarbons (CFCs)	AI	5	222,190	221,632	0	402	0	241	
	Halons	All	3	1,866	1,566	0	300	0	5	
	Other Fully Halogenated CFCs	BI	1	0		0				
	Carbon Tetrachloride (CTC)	BII	12	361,968	326,314	107	28,075	0	9,204	
	Methyl Chloroform (TCA)	BIII	3	52,551	52,482	0			381	
	Hydrobromofluorocarbons	CII	3	3	1	0	2	0		
	Bromochloromethane (BCM)	CIII	3	4,430	3,566	0	832	0	3	
	Methyl Bromide (MB)	EI	5	10,581	2,487	0	149	5	8	8,026
TOTALS				653,589	608,046	107	29,760	5	9,842	8,026
2022	Chlorofluorocarbons (CFCs)	AI	5	218,076	216,088	0	1,844	0	222	
	Halons	All	3	2,387	2,107	0	280	0	13	
	Carbon Tetrachloride (CTC)	BII	12	361,856	328,608	107	23,167	0	11,252	
	Methyl Chloroform (TCA)	BIII	3	81,581	81,400	0			371	
	Hydrobromofluorocarbons	CII	2	2	1	0	2	0		
	Bromochloromethane (BCM)	CIII	4	7,909	6,202	0	1,671	0	3	
	Methyl Bromide (MB)	EI	5	11,493	2,390	0	96	15	9	8,865
	TOTALS				683,305	636,796	107	27,059	15	11,870
2021	Chlorofluorocarbons (CFCs)	AI	4	219,860	218,005	0	1,665	0	240	
	Halons	All	3	1,816	1,636	0	180	0	0	
	Carbon Tetrachloride (CTC)	BII	12	335,438	293,334	139	33,914	0	8,473	
	Methyl Chloroform (TCA)	BIII	3	87,136	86,889	0			471	
	Hydrobromofluorocarbons	CII	3	3	1	0	2	0		
	Bromochloromethane (BCM)	CIII	3	5,614	4,609	0	960	0	1	
	Methyl Bromide (MB)	EI	5	13,765	2,267	0	337	16	50	10,737
	TOTALS				663,632	606,742	139	37,058	16	9,235
2020	Chlorofluorocarbons (CFCs)	AI	4	188,008	186,349	0	1,515	0	230	
	Halons	All	3	1,486	1,266	0	220	0	2	
	Carbon Tetrachloride (CTC)	BII	12	299,179	273,346	124	16,553	0	9,320	
	Methyl Chloroform (TCA)	BIII	3	69,558	69,199	0			682	
	Hydrobromofluorocarbons	CII	3	3	2	0	2	0		
	Bromochloromethane (BCM)	CIII	3	4,472	3,657	0	801	0	2	
	Methyl Bromide (MB)	EI	5	13,396	3,061	0	236	26	19	10,143
	TOTALS				576,102	536,880	124	19,327	26	10,254
2019	Chlorofluorocarbons (CFCs)	AI	3	154,216	152,423	0	1,780	0	121	
	Halons	All	3	1,306	1,126	0	180	0	0	
	Carbon Tetrachloride (CTC)	BII	12	330,460	305,803	157	12,883	0	12,867	
	Methyl Chloroform (TCA)	BIII	3	84,033	83,817	0			592	
	Hydrobromofluorocarbons	CII	3	3	2	0	1	0		
	Bromochloromethane (BCM)	CIII	3	1,729	1,001	0	912	0	1	
	Methyl Bromide (MB)	EI	5	12,219	3,338	0	130	91	31	8,724
	TOTALS				583,966	547,510	157	15,886	91	13,611

Annex XIII: Reported Feedstock uses of controlled substances in tonnes

Annex Year	2009 tonnes	2010 tonnes	2011 tonnes	2012 tonnes	2013 tonnes	2014 tonnes	2015 tonnes	2016 tonnes	2017 tonnes	2018 tonnes	2019 tonnes	2020 tonnes	2021 tonnes	2022 tonnes	2023 tonnes
AI	208,835	214,079	187,219	222,143	182,925	170,770	87,337	155,897	200,947	175,144	154,198	187,639	219,240	218,374	222,074
AII	758	900	1,270	1,471	2,163	1,342	871	753	1,360	1,805	1,306	1,486	1,796	2,307	1,846
BI	0	24	0					0							
BII	144,728	178,968	194,620	192,642	188,872	214,483	213,893	221,554	255,371	281,112	316,397	288,935	319,792	357,987	348,609
BIII	99,274	116,723	110,926	101,521	107,259	105,323	85,122	93,036	86,244	103,832	83,817	69,199	86,889	81,400	52,482
CI	393,926	536,674	656,586	647,750	686,309	712,232	693,498	734,758	826,363	905,428	923,510	922,794	1,119,740	1,273,447	1,324,298
CII	59	29	72	78	66	112	129	126	63	2	4	4	2	3	18
CIII	1,170	1,638	1,354	1,174	1,272	1,292	1,415	1,965	1,985	1,690	1,581	4,250	5,094	7,079	4,413
EI	7,326	7,411	4,948	4,204	5,797	4,462	4,072	4,248	3,250	3,067	3,497	3,337	2,617	2,537	3,297
F			3,914	5,822	4,438						0	5,575	82,416	106,878	112,833
TOTAL	856,075	1,056,446	1,160,909	1,176,805	1,179,101	1,210,018	1,086,336	1,212,336	1,375,582	1,472,081	1,489,884	1,560,060	1,862,049	2,055,967	2,140,563

NB: Feedstock uses is the sum of production for feedstock uses within a party and imports for feedstock uses within the same party

Annex XIV: Number of Parties Reporting Feedstock uses of controlled substances

Annex/Year	2009	2010	2011	2012	2013	2014	2015	2016	2017	2018	2019	2020	2021	2022	2023
AI	4	5	4	5	4	4	5	4	4	5	4	6	6	6	6
AII	3	3	4	4	3	3	2	2	4	4	4	4	4	4	3
BI	1	1	1	0	0	0	0	1	0	0	0	0	0	0	0
BII	12	11	10	10	11	11	12	12	12	10	8	9	9	10	8
BIII	4	2	3	3	3	2	2	3	2	2	2	2	2	2	2
CI	15	13	13	12	14	15	14	14	12	11	11	12	13	12	13
CII	5	4	4	6	6	7	6	5	4	5	6	5	4	5	6
CIII	4	5	4	3	5	5	4	6	6	6	6	5	6	6	6
EI	9	8	8	8	10	6	8	6	5	6	6	6	5	5	6
F	0	0	3	3	3	0	0	0	0	1	2	4	5	4	6
TOTAL*	19	18	18	18	19	20	20	18	18	17	16	14	16	15	17

* TOTAL represents the number of **unique (different)** Parties reporting uses of all controlled substances for feedstock purposes.

Annex XV: Consumption of methyl bromide for quarantine and pre-shipment uses reported by Parties (in tonnes)

Party	2009 t	2010 t	2011 t	2012 t	2013 t	2014 t	2015 t	2016 t	2017 t	2018 t	2019 t	2020 t	2021 t	2022 t	2023 t
Argentina	38.8	31.0	39.0	59.4	124.9	69.1	40.4	43.1	40.2	40.4	39.3	43.0	44.0	44.8	25.1
Australia	502.3	471.9	689.5	675.5	617.9	488.5	864.3	708.5	897.8	682.0	793.8	695.1	641.2	723.9	433.6
Bahrain	2.5	4.9	4.9		1.0	4.0	0.5	8.3			7.5	13.7	11.4	13.1	1.8
Barbados	0.2			0.2							0.1				0.1
Belarus															
Belize	0.1	0.1		0.1											
Bolivia (Plurinational State of)															
Brazil	56.4	132.1	84.4	74.2	89.2	73.0	56.5	70.6	28.4	83.7	74.2	100.6	87.5	55.5	97.8
Cameroon	21.0	21.0	23.0	23.0	35.0	20.0									
Canada	16.9	3.4	1.4	1.8	0.4	1.0	0.5		1.0	4.1	4.0	5.5	4.1	3.3	3.5
Chile	25.9	143.9	22.2	108.2	63.9	88.7	58.0	43.1	100.1	100.6	116.4	73.0	75.3	51.4	84.9
China	1,073.4	1,258.9	1,173.6	1,094.3	1,102.4	1,125.0	932.1	1,141.6	1,360.7	1,227.8	871.2	797.6	735.2	496.7	351.5
Costa Rica	1.6	4.0	5.0	4.9	7.5		1.7	9.9	40.0	40.0	34.7	11.0	17.5	7.8	7.0
Côte d'Ivoire		7.0			5.0		5.0								
Cuba	0.5	0.5	1.5												
Dominican Republic	8.0	25.2	25.7	29.4	30.0	20.7	30.0	18.0	19.7	22.0	18.0		15.0	15.0	
Ecuador															
Egypt	379.0	309.0	205.0	439.0	238.0	226.0	278.0	315.0	470.0	360.0	230.0	152.0	268.0	286.0	224.0
El Salvador	70.2	106.8	164.6	109.5	189.3	157.2	200.2	139.6	227.7	65.8	192.9	171.4	193.0	198.7	255.1
Eswatini	0.3	0.3	0.4	0.2	0.2	0.2									
Ethiopia											11.9	20.9	12.9		12.9
European Union	52.7														
Fiji	6.4	12.8	15.0	16.3	11.9	13.8	24.7	12.8	10.8	16.5	17.9	15.9	12.8	19.6	8.2
Georgia	2.0	1.5	0.8												
Guatemala	26.6	16.0	46.9	37.0	24.0	47.7	46.5	20.0	24.3		10.0	10.0	23.0		
Guyana										1.0					
Honduras	11.8	11.8	9.3	21.4	18.2	22.8	23.1	29.7	32.0	33.5	31.2	52.9	24.0	12.0	17.2
India	540.3	379.2	581.1	759.5	624.5	280.9	329.5	1,180.9	1,384.4	1,551.7	1,778.4	2,104.1	1,553.4	1,541.0	1,490.8
Indonesia	288.0	313.3	243.3	202.0	254.0	256.0	224.0	128.0	96.0	89.5	135.8	72.0	80.0	180.6	126.5
Iran (Islamic Republic of)	30.0	28.0	26.0	25.0	11.0	20.0	20.0	22.0	10.0	22.0	22.0	22.0	22.0	22.0	
Israel	7.9	8.5	12.0	10.4	13.2	14.0	12.0	10.4	10.6			8.4	9.1	10.0	11.9
Jamaica	2.0	2.0	1.5	2.0	2.0	2.0		1.3	3.0	6.0	3.3	4.2	4.8	4.8	4.8
Japan	697.3	603.5	723.8	594.8	499.4	450.2	449.0	434.1	445.0	483.1	467.9	450.7	467.1	475.1	431.1
Jordan	10.0	12.0	12.0	12.0	10.0	12.0	12.0	12.0	10.0	8.0	8.0	8.0	8.0	7.0	7.0
Kazakhstan					63.4	10.2									
Kenya	65.0	85.5	93.1		20.0	2.0	2.0	0.5	8.8			2.8	1.5		
Kiribati					0.1			0.0	0.1						
Kyrgyzstan			1.0	1.1	1.0		0.8								
Lebanon			50.4	50.0	33.4										
Malaysia			148.2	124.8	157.2	152.5	108.0	106.2	176.0	169.0	170.5	136.0	117.0	116.6	114.5
Mauritius															
Mexico	458.0	453.1	519.7	502.0	502.8	505.7	497.2	494.3	501.5	339.9	270.4	239.4	424.1	259.8	342.7
Morocco	10.0	10.0	10.0	10.0	10.0	7.0	9.0	9.0		9.2	10.0	10.2	10.0	10.0	10.0
Mozambique		48.0	40.8	0.6											
Myanmar			149.0	121.2	80.0	80.0		14.0		36.0	25.0	55.0	26.0	45.0	50.0
New Zealand	269.6	406.4	469.1	564.7	565.2	519.9	522.0	591.7	585.9	664.4	672.8	617.6	857.2	6.2	36.3
Nicaragua	22.5	18.8	13.5	19.0	18.0	23.0	27.5	16.0	19.2	39.5	29.7	28.1	14.1	35.9	42.3

Party	2009 t	2010 t	2011 t	2012 t	2013 t	2014 t	2015 t	2016 t	2017 t	2018 t	2019 t	2020 t	2021 t	2022 t	2023 t
Nigeria											4.5		10.0	12.5	15.0
Norway	0.0	0.0													
Oman			2.0												
Pakistan	30.0	24.0		24.0		40.0	67.7	102.2	178.0	458.5	224.0	224.0	368.0	560.5	468.5
Panama															
Papua New Guinea	15.0	10.0	0.9		20.0	0.9	6.5		8.5		1.9			0.5	0.3
Peru			0.4		4.0	3.3	2.5	4.0	2.0		2.0	5.6		3.0	
Philippines	48.0	72.2	54.5	48.0	31.0	37.6	57.8	23.8	23.8	26.1	34.3	16.3	40.9	58.8	24.5
Qatar	5.0		3.0												
Republic of Korea	708.0	574.1	639.0	445.3	542.1	432.3	265.8	630.4	449.2	480.9	448.4	321.7	379.7		0.0
Russian Federation															
Saint Kitts and Nevis	0.0														
Samoa	0.3	0.3				1.0									
Saudi Arabia	10.0	15.0	18.0	15.0	12.0	15.0	15.0	15.0	12.0	10.0	10.0	15.0	15.0	15.0	
Sierra Leone															
Singapore	165.5	52.3	130.1	100.2	86.1	85.4	74.3	38.7	66.4	43.4	42.2	92.8	109.6	56.0	42.9
Solomon Islands	1.2	1.4	1.4	1.2	1.0	1.5	1.0	1.0	0.5	1.0					
South Africa								59.6	16.4	48.1	79.2	32.0	48.0	44.1	3.1
Sri Lanka	18.6	24.0	25.3	33.0	37.4	34.0	31.6	21.8	28.3	39.5	27.2	33.2	35.4	38.2	36.6
Suriname									1.0	1.0	5.4	12.5			
Syrian Arab Republic		10.0	21.6										5.0	5.0	5.0
Tajikistan	1.7	1.4													
Thailand	465.2	466.8	342.5	320.2	156.1	122.7	194.7	157.4	188.1	188.1	156.1	156.1	164.1	157.7	189.4
Trinidad and Tobago	1.5	1.6	1.5	1.0	2.0	1.1	1.0	0.7							
Türkiye	27.0	27.0	40.0	40.0	50.0	39.7	27.7	40.0	69.3	75.0	35.0	45.5	56.0	67.6	33.0
Turkmenistan	5.2	15.2		40.0		20.0		20.0					20.0		
Ukraine					16.0										
United Arab Emirates	47.2	54.7	59.2	57.5	43.0	43.0	43.0	43.0	43.0	43.0	43.0	43.0	43.0	43.0	43.0
United States of America	2,099.4	3,843.8	1,915.9	1,170.9	2,527.5	4,676.9	1,639.9	739.6	1,326.6	2,254.0	857.4	1,688.8	2,494.1	1,277.8	1,649.3
Uruguay	43.0	52.0	40.6	24.4	20.3	32.7	32.2	21.5	29.1	11.7	21.5	118.2	78.1	142.4	78.2
Uzbekistan		16.0							16.0		10.0	10.0	15.6	3.0	15.6
Vanuatu	0.6	0.8	0.4	0.4	0.4	0.4	0.4	0.4	0.4	0.8	0.6			0.6	
Viet Nam	739.0	761.0	796.0	838.0	849.7	839.7	937.4	851.2	937.3	907.6	915.5	775.1	845.2	431.5	870.0
Zimbabwe	1.0	2.0	1.0	1.0	1.0	2.0	1.0								
TOTAL (tonnes)	9,129.6	10,956.2	9,699.9	8,853.6	9,823.5	11,122.3	8,174.1	8,350.7	9,899.0	10,684.1	8,964.8	9,510.8	10,486.9	7,558.7	7,664.7
Total number of Parties	56	56	55	50	53	50	46	46	45	41	47	44	46	44	42

Annex XVI: Destruction of Controlled Substances Reported by Parties (in tonnes)

Party	2009 t	2010 t	2011 t	2012 t	2013 t	2014 t	2015 t	2016 t	2017 t	2018 t	2019 t	2020 t	2021 t	2022 t	2023 t
Australia	331.5	299.0	296.1	172.1	44.7	74.4	42.9	38.1	47.5	29.4	417.1	398.2	633.3	530.1	527.1
Belgium			67.1	31.5	39.1	28.9	62.8	4.6	3.7		1.2	1.4	218.6	212.1	113.5
Brazil		16.5													
Cameroon	1.5	6.0	8.0	11.0											
Canada	0.0														
China				11.2	10.8	18.5	17.8	12.5	168.1	16.0	101.2	68.1	10.2	10.8	7.4
Colombia						3.2	0.2	0.8							
Costa Rica						0.2			0.8	0.8	1.0	4.4	2.0	3.1	2.3
Cuba							0.5	0.5			0.1	1.3	0.2	0.1	0.5
Czechia	229.7	36.9	33.6	66.3	53.5	85.4	109.5	112.7	24.7	147.0	73.2	47.5	28.4	25.7	13.1
Denmark			100.3	101.2		149.0	145.0	95.2	113.0	88.6	99.4	20.5	29.8	56.9	37.5
Dominican Republic												14.1			
Ecuador				0.0						1.0	1.8	0.1		0.0	0.5
Estonia				2.7		0.0	1.1	7.2	0.4	2.8	3.4	0.8	2.4	3.8	0.7
Finland	133.8	92.0	100.5	47.6	58.5	47.6	56.2	44.7	31.5	32.0	103.5	56.0	18.6	21.4	6.3
France	5,154.7	3,681.3	3,483.0	1,539.8	2,583.9	4,948.6	6,197.4	4,518.4	3,517.2	7,258.1	6,483.4	4,057.6	2,029.2	1,939.5	2,056.4
Georgia						1.5									
Germany	3,635.1	3,372.1	478.8	508.1	726.1	842.8	607.5	998.7	900.5	933.3	1,519.3	1,925.5	1,642.4	1,940.6	1,522.4
Hungary	13.9	13.8	4.3	1.3	3.1	7.2	29.8	7.6	30.2	20.8	35.5	37.7	30.7	28.3	8.8
India				16.3	19.8		34.1					0.2	528.6	1,046.3	512.1
Italy			5.3	398.3	5.1			63.1	55.0	47.4	30.1	34.3	67.3	85.8	7.1
Japan		2,555.6	2,587.7	2,610.9	2,530.3	2,460.4	2,644.3	2,502.4	2,159.0	1,900.2	4,822.7	449.9	495.2	698.5	687.6
Malaysia								4.9		1.5	0.7	2.2	0.1	1.4	6.6
Mexico						3.0	62.9	39.1						80.6	65.3
Netherlands (Kingdom of the)	108.7	2.4	80.7	184.3	166.3	187.2	315.5	356.4	403.2	1,134.8	1,042.7	287.2	1,597.2	1,615.4	1,337.1
Nigeria										1.5					
Norway	24.7	0.4	1.2												
Poland	27.8	18.3	35.6	8.7	42.8	32.7	35.7	48.6	61.0	27.7	57.7	46.8	37.7	38.6	32.6
Republic of Korea	3,180.3	2,950.2	4,075.4	4,674.2	4,622.7	4,499.4	3,779.2	3,839.7	3,698.5	4,228.8	3,563.8	3,319.6	3,466.8	6,000.0	4,105.0
Romania	6,092.4	43.4	85.1	23.0	23.5	8.3	5.0	12.6	6.9	17.0	20.2	7.1	15.5	25.1	
Russian Federation								230.0		0.3			200.0	467.0	509.6
Slovakia	1.3	1.4	2.6	2.6	2.4	2.4	4.8	1.6	2.3	2.3	3.3	5.9	5.4		1.6
Spain	1,839.0		1.0			1.4							290.7	202.9	330.6
Sweden	0.1	194.4	260.6	95.6	100.3	232.5	129.9	93.4	104.1	85.5	55.0	77.3	51.1	17.9	2.5
Switzerland													0.6		
Türkiye														1.8	3.3
United Kingdom of Great Britain and Northern Ireland			1,579.7	11.5	1,501.8	2,585.0	2,343.6	468.5	19.0	59.2	725.3	237.3	361.2	294.8	108.6
United States of America	5,682.8	4,442.6	4,206.9	4,002.4	2,455.7	2,213.6	2,104.4	2,433.1	2,581.2	2,477.5	3,713.8	2,743.8	2,489.8	2,439.0	3,703.8
Viet Nam								0.1							
TOTAL (t)	26,457.3	17,726.2	17,493.4	14,520.6	14,990.5	18,433.3	18,729.9	15,934.7	13,928.0	18,513.6	22,875.3	13,844.9	14,252.9	17,787.2	15,709.6
Total Number of Parties	17	17	21	23	19	24	23	26	21	24	24	26	27	28	28
European Union	14,496.4	9,863.4	6,261.1	3,290.7	5,982.4	9,165.2	10,107.4	7,753.3	5,748.9	9,056.3	9,992.4	6,843.0	6,057.4	6,223.5	5,492.2

* Data reported by the European Union is included in order to fill possible gaps in reporting by the member States.

NB: Amounts of destroyed substances that do not have precise specification of the controlled substances contained therein have been excluded from the summations in the table.